

**COMPARATIVE SUMMARY AND ANALYSIS  
OF THE FIRST, SECOND, AND THIRD  
MEDICAL INSPECTION CYCLES OF  
CALIFORNIA'S 33 ADULT INSTITUTIONS**



July 2013

**Fairness ♦ Integrity ♦ Respect ♦  
Service ♦ Transparency**

# Office of the Inspector General

## COMPARATIVE SUMMARY AND ANALYSIS OF THE FIRST, SECOND, AND THIRD MEDICAL INSPECTION CYCLES OF CALIFORNIA'S 33 ADULT INSTITUTIONS



Robert A. Barton  
*Inspector General*

Roy W. Wesley  
*Chief Deputy Inspector General*

James C. Spurling  
*Chief Counsel*

Renee L. Hansen  
*Executive Director,  
California Rehabilitation Oversight Board  
Public Information Officer*

10111 Old Placerville Rd. Suite 110  
Sacramento, CA 95827  
Telephone: 916-255-1102  
Facsimile: 916-255-1403

July 2013

# Executive Summary

The *Plata v. Brown* federal court class action lawsuit resulted in the United States District Court for the Northern District of California (Court) appointing a federal Receiver to raise medical care standards, manage the delivery of medical care, and develop a sustainable system that provides constitutionally adequate medical care to inmates at California’s 33 adult correctional institutions. At the request of the federal Court and the Court-appointed Receiver, and authorized by California Penal Code section 6126, in 2007 the Office of the Inspector General (OIG) developed a comprehensive inspection program in cooperation with current key stakeholders to periodically review delivery of medical care at each state prison and measure compliance with health care policies and procedures.

This report is a comparative summary and analysis of the first, second, and third cycles of the OIG’s medical inspections of the 33 adult institutions operated by the California Department of Corrections and

Rehabilitation (CDCR). This report compares differences in trends from the first, second, and third reporting cycles. Medical inspection scores are compared based on the institution’s overall score from 20 distinct medical components, as well as across five general medical categories.

Unlike the OIG’s individual medical inspection reports, this comprehensive report puts the institutions’ scores into a qualitative context. It does so by comparing the institutions’ average and individual scores to the Receiver’s scoring criteria for three levels of adherence to policies and procedures. The OIG’s published inspection reports contain an overall percentage score as well as percentage scores for component areas for each of the 33 adult institutions. The Receiver currently applies the following scoring criteria to measure each institution’s adherence to medical policies and procedures:

- More than 85 percent: High Adherence
- 75 to 85 percent: Moderate Adherence
- Less than 75 percent: Low Adherence

<b>Cycle 3 Key Statistics</b>	
<b>Average Scores per Medical Category</b>	
<i>Medication Management</i> .....	87.4%
<i>Access to Providers &amp; Services</i> .....	87.1%
<i>Primary Care Provider Responsibilities</i> ..	85.9%
<i>Continuity of Care</i> .....	91.0%
<i>Nurse Responsibilities</i> .....	91.2%

Following each inspection, the Receiver requires the institution to develop a *Performance Improvement Work Plan* containing specific strategies and actions that focus on core processes and causes for each deficiency. In providing a

qualitative context to the percentage scores, it is not the intention of the OIG to determine that the percentage score meets a constitutional standard of medical care. That determination remains with the Court.

<b>Cycle 3 Key Statistics</b>	
<b>Overall Score - All Components</b>	
<i>Average Score</i> .....	87.0%
<i>Range of Scores</i> .....	77.6-93.4%
<i>Variation</i> .....	15.8%
<b>Number of Institutions with:</b>	
High Adherence .....	25
Moderate Adherence .....	8
Low Adherence .....	0

## Results by Medical Component

The component analysis compares the weighted inspection scores of all 33 institutions in each of the 20 component areas. This perspective provides a system-wide context, comparing compliance with health care policies and procedures among institutions, and provides information about each institution's performance in specific component areas. According to the Receiver's scoring criteria, all but one of the 33 institutions improved their **overall** medical care scores in cycle 3 compared to cycle 2. Overall scores and individual component scores are published in each institution's medical inspection report and summarized in Appendix B of this report. An institution's adherence to policies and procedures is measured based on a series of medical care questions and point values assessed on total points possible for each question.

### 20 Components of the OIG's Medical Inspections

(in order of importance):

Chronic Care  
Clinical Services  
Health Screening  
Specialty Services  
Urgent Services  
Emergency Services  
Prenatal Care/Childbirth/Post-Delivery  
Diagnostic Services  
Access to Health Care Information  
Outpatient Housing Unit  
Internal Reviews  
Inmate Transfers  
Clinic Operations  
Preventive Services  
Pharmacy Services  
Other Services  
Inmate Hunger Strikes  
Chemical Agent Contraindications  
Staffing Levels and Training  
Nursing Policy

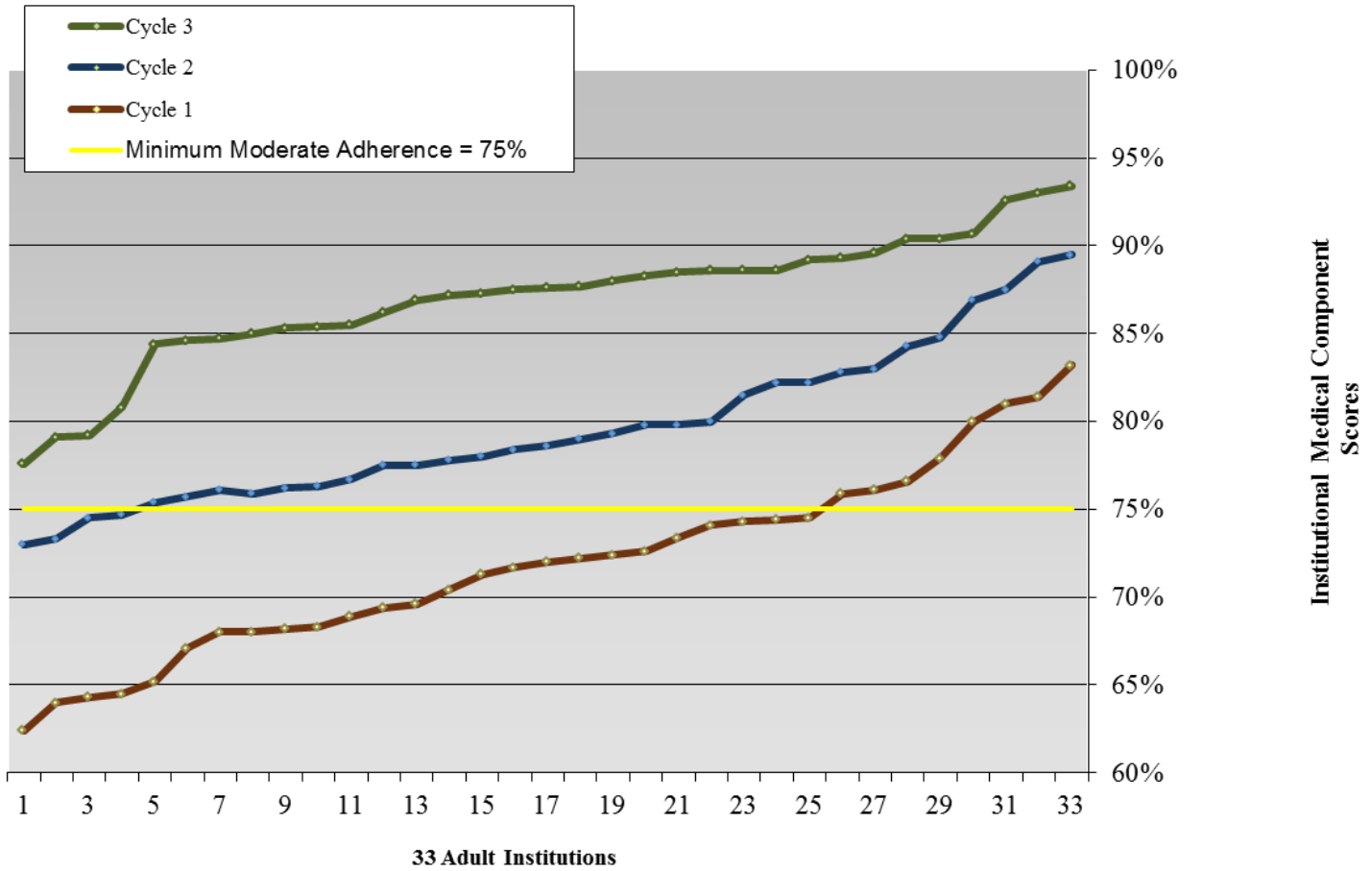
In the May 2011 cycle 1 analysis report, only 8 of the 33 institutions met or exceeded the 75 percent score for moderate adherence, and no institution achieved high adherence. Twenty-five of the 33 institutions performed below the 75 percent level for moderate adherence. The average overall weighted score for cycle 1 was 71.9 percent, ranging from 62.4 percent to 83.2 percent.

In the July 2012 cycle 2 analysis report, 29 institutions met or exceeded the 75 percent level for moderate adherence, including 4 institutions achieving high adherence. The average overall weighted score for cycle 2 was 79.6 percent, an increase of 7.7 percent from the cycle 1 average. Cycle 2 institutions' scores ranged from 73.0 percent to 89.5 percent.

By contrast, this comparative summary and analysis of cycle 1, cycle 2, and cycle 3 medical inspections indicates all 33 institutions met or exceeded the 75 percent score for moderate adherence, including 25 institutions achieving high adherence in cycle 3. The average overall weighted score for cycle 3 was 87.0 percent, an increase of 7.4 percent from cycle 2, and 15.1 percent from cycle 1. Cycle 3 institutions' scores ranged from 77.6 percent to 93.4 percent.

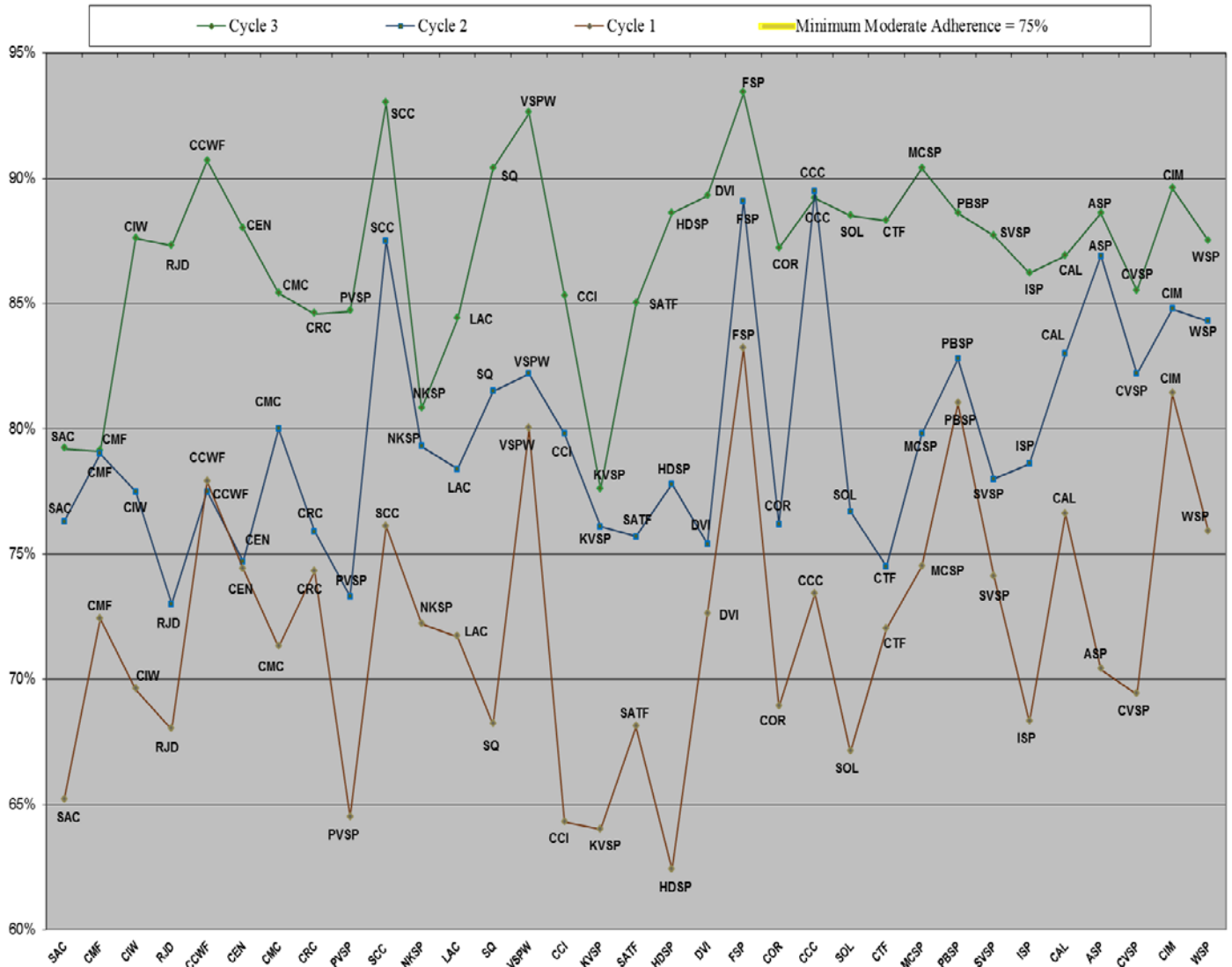
Charts 1A and 1B illustrate the differences in scores from cycle 1 to cycle 2 to cycle 3. Chart 1A displays the cycle 1, cycle 2, and cycle 3 overall medical inspection scores (sorted low to high), illustrating a significant increase in the number of institutions scoring at or above the high adherence level. Chart 1B displays the medical inspection scores (sorted by institution) for cycle 1, cycle 2, and cycle 3.

**Chart 1A: Cycle 1, Cycle 2, and Cycle 3 Overall Score Comparison, Sorted Low to High**



Each data point represents an institution’s cycle score. Overall, all 33 institutions have collectively received improved scores from cycle 1 through cycle 3. During cycle 3, all institutions scored above the minimum moderate adherence level threshold of 75 percent for the first time since the inspections began.

**Chart 1B: Cycle 1, Cycle 2, and Cycle 3 Overall Score by Institution**

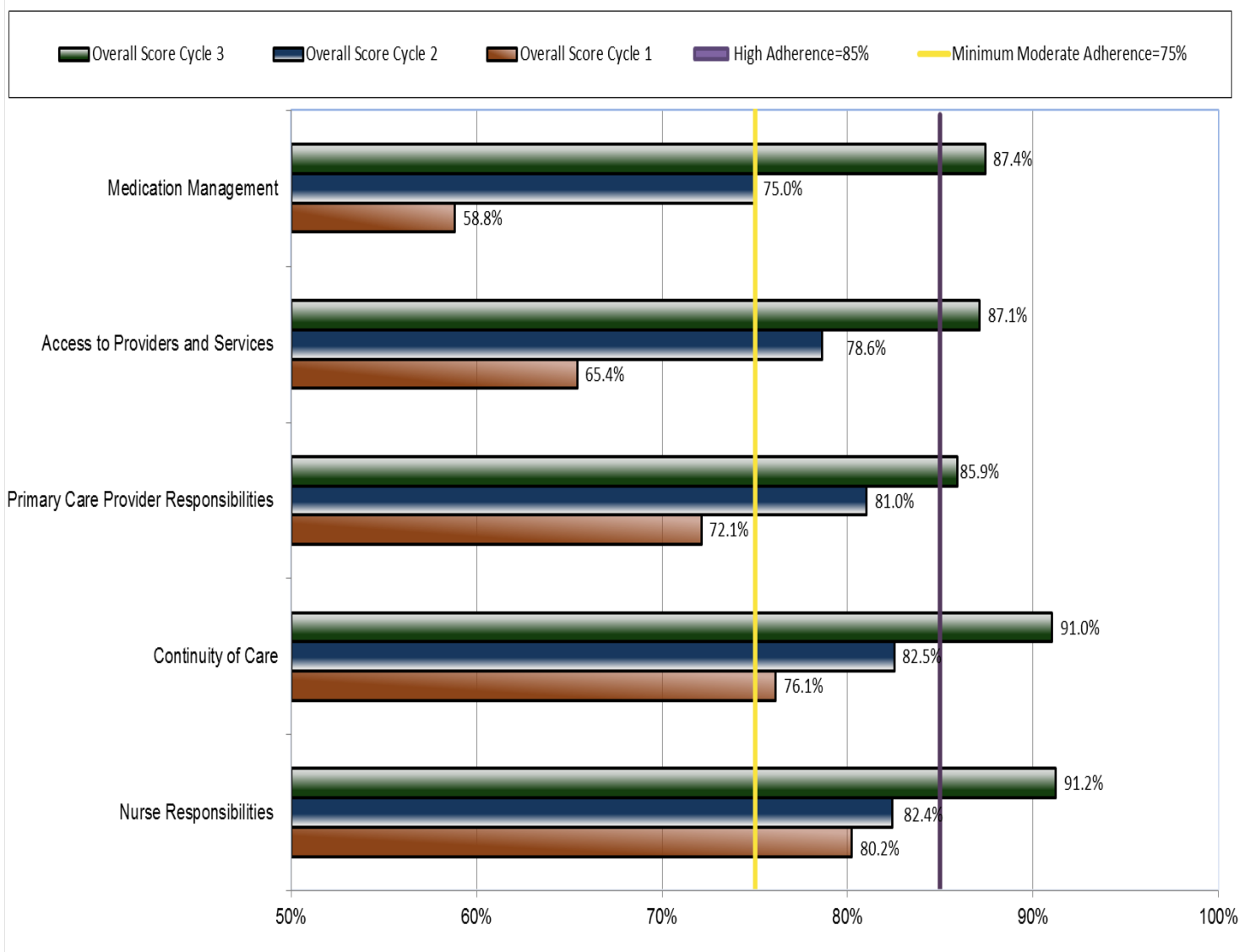


## Results by General Medical Category

For the category analysis, this report examines how the disparate components of medical care function together to deliver health care at California’s 33 adult institutions. Ninety-one questions were identified and sorted into five general categories of medical care. The five medical categories which offer a broader perspective on the delivery of medical care to inmates are: 1) Medication Management, 2) Access to Providers and Services, 3) Primary Care Provider Responsibilities, 4) Continuity of Care, and 5) Nurse Responsibilities.

As illustrated in Chart 2, the resulting scores for each of the five categories increased to the high adherence level during cycle 3. In contrast, in cycle 2, all five categories scores were in the moderate adherence level, while cycle 1 scores ranged from the moderate to low adherence level.

**Chart 2: Cycle 1, Cycle 2, and Cycle 3 Medical Category Score Comparison**



## Conclusion

Overall, the average scores for both the medical components and medical categories increased significantly across cycles 1, 2, and 3, indicating the Receiver and CDCR are showing improvement in their adherence to medical care policies and procedures.

For all but one institution, the overall medical component scores continually improved from cycles 1 to 2 to 3. In fact, all 33 institutions scored in the moderate to high adherence level in cycle 3.

In cycle 2, only 25 of the 33 institutions scored in the moderate adherence level, and in cycle 1, only 8 institutions were in the moderate adherence level with the remaining 25 institutions scoring in the low adherence level.

*In summary, institutions received higher overall medical inspection scores and the average scores for the five medical categories improved.*

The cycle 3 overall medical category scores also improved. The average cycle 3 score for all five categories was in the high adherence level. In contrast, in cycle 2 all five categories were in the moderate adherence level, and in cycle 1, two categories were in the moderate adherence level, while three categories were in the low adherence level.

These scores indicate that the Receiver and CDCR are improving their adherence to their medical policies and procedures.



Robert A. Barton  
Inspector General



## Table of Contents

Executive Summary.....	i
Results by Medical Component.....	ii
Results by General Medical Category.....	v
Conclusion.....	vi
OIG Medical Inspection Program.....	1
Objectives, Scope, and Methodology.....	3
Overall Scores and Medical Component Scores.....	4
General Medical Categories.....	15
Medical Category Analysis.....	18
Medication Management.....	19
Access to Providers and Services.....	24
Primary Care Provider Responsibilities.....	29
Continuity of Care.....	34
Nurse Responsibilities.....	39
Conclusion.....	44
APPENDICES.....	45
APPENDIX A Component Definitions.....	46
APPENDIX B Institutions' Scores by Component – Cycles 3, 2, and 1.....	48
APPENDIX C: Category Questions and Scores.....	54
C-1 Medication Management, Cycle 3.....	55
C-2 Access to Providers and Services, Cycle 3.....	59
C-3 Primary Care Provider Responsibilities, Cycle 3.....	67
C-4 Continuity of Care, Cycle 3.....	73
C-5 Nurse Responsibilities, Cycle 3.....	77

## OIG Medical Inspection Program

The OIG conducts consistently applied assessments of inmate medical care delivery and CDCR's compliance with their health care policies and procedures at all 33 institutions, and presents independent and comparable results. The medical inspections identify instances of noncompliance with CDCR medical policies and procedures, and assess whether the care meets medical community standards of care if there is no policy in place. However, the OIG does not attempt to identify the causes for noncompliance nor recommend remedies for specific instances of inadequacy. The OIG inspection tool was designed, in collaboration with key stakeholders, to present an objective and consistent assessment of each institution's health care delivery system. The inspection scores may be used by the institutions, CDCR, the Receiver, the plaintiff's counsel, and the Court to assist in determining what the constitutional level of medical care should be, whether the constitutional level of inmate medical care has been achieved, and to identify areas that must be improved to meet the mandated level of care.

In 2007, the OIG developed a medical inspection program to assess CDCR's compliance with policies and procedures for providing medical care at California adult institutions. In designing the program, the OIG obtained and reviewed:

- CDCR's policies and procedures
- Relevant Court orders
- Guidelines developed by CDCR's Quality Medical Assurance Team
- Guidelines and standards developed by the American Correctional Association and by the National Commission on Correctional Health Care
- Professional literature on correctional medical care and medical community standards of care
- Input from clinical experts, the Court, the Receiver's office, CDCR, and plaintiffs' counsel

Based on this research, an inspection program was established that contains up to 151 questions covering 20 essential components of medical care delivery.<sup>1</sup> The inspection team consists of physicians, registered nurses, deputy inspectors general, and analysts. The inspection tool allows for a broadly scoped and consistent method of examining medical care at correctional institutions.

For each of the 20 components of prison health care, questions were created with "yes" or "no" answers designed to gauge performance. In conjunction with clinical experts, a weighting system was created that factors in the relative importance of each component as well as considers the relative importance of questions within a component. This weighting ensures that components that pose the greatest medical risk to the inmate-patient are given more weight than those that pose less risk. For example, a high number of possible points were assigned to the chronic care component because inadequate care of inmates with chronic conditions poses the most significant risk of all the components. Conversely, proportionately fewer points were assigned to all other components.

Component definitions are listed in Appendix A.

---

<sup>1</sup>Cycle 3 of medical inspections has 151 questions. However, one question merely displays staffing level information reported by the institution and is not scored.

All parties to the *Plata* lawsuit agreed that the OIG should primarily measure institutions' compliance with CDCR medical policies and procedures. By agreement with the Court and the Receiver, the inspections do not conclude whether an institution has passed or failed an inspection. Instead, each institution's percentage of compliance with CDCR medical policies and procedures is reported, and in some instances, compliance is reported based on selected medical community standards. Accordingly, the inspection methods employed do not attempt to measure the quality of care delivered to inmate-patients.

In performing the inspections, random samples of inmates receiving or requiring specific medical services are identified. The medical file for each inmate in the sample is then reviewed to determine if the medical care provided meets established criteria. For these samples, the inspection program assumes that if an institution's medical staff does not document an event in an inmate's unit health record, the event in question did not happen. For example, if an inmate's record does not show that the inmate received his medication on a specified date, it is assumed that the inmate did not receive the medication. While it is possible that the inmate received his medications and the staff neglected to document the event, it cannot be assumed that appropriate care was provided. Lack of proper documentation poses another potential problem.

In addition to the review of medical files, medical appeal summaries, nursing policies and procedures, medical drill and emergency summaries, Quality Management Committee minutes, Emergency Medical Response Review Committee minutes, inmate transfer envelopes, and assorted manual logs or tracking worksheets related to medical care delivery are reviewed. Also, staff in their day-to-day delivery of medical care and certain administrative functions are observed at each institution. Although data is reported regarding each institution's staffing levels, the data, adequacy of the staffing levels, or reasons for vacancies are not analyzed. Further, the OIG inspection program does not evaluate the adequacy of each institution's health care budget or facility, nor does it review internal CDCR or Receiver audit reports.

This report does not assess the provision of dental care or mental health services in institutions, nor does it assess the care provided in licensed hospitals or correctional treatment centers, which are subject to inspection and oversight by other regulatory agencies.

## Objectives, Scope, and Methodology

In September 2008, the OIG began the first of its statewide medical inspections, and in May 2011, published its comparison report of the first cycle of inspections of the 33 institutions. In July 2012, the comparative summary and analysis report of the first and second medical inspection cycles was published. This report denotes the end of the third cycle of medical inspections and provides a comparative summary and analysis between the first, second, and third cycles. The report includes data from inspections performed at the state's 33 adult institutions. The institutions are listed alphabetically below:

- Avenal State Prison (ASP)
- Calipatria State Prison (CAL)
- California Correctional Center (CCC)
- California Correctional Institution (CCI)
- Central California Women's Facility (CCWF)
- California State Prison, Centinela (CEN)
- California Institution for Men (CIM)
- California Institution for Women (CIW)
- California Men's Colony (CMC)
- California Medical Facility (CMF)
- California State Prison, Corcoran (COR)
- California Rehabilitation Center (CRC)
- Correctional Training Facility (CTF)
- Chuckawalla Valley State Prison (CVSP)
- Deuel Vocational Institution (DVI)
- Folsom State Prison (FSP)
- High Desert State Prison (HDSP)
- Ironwood State Prison (ISP)
- Kern Valley State Prison (KVSP)
- California State Prison, Los Angeles County (LAC)
- Mule Creek State Prison (MCSP)
- North Kern State Prison (NKSP)
- Pelican Bay State Prison (PBSD)
- Pleasant Valley State Prison (PVSP)
- R. J. Donovan Correctional Facility (RJD)
- California State Prison, Sacramento (SAC)
- California Substance Abuse Treatment Facility and State Prison, Corcoran (SATF)
- Sierra Conservation Center (SCC)
- California State Prison, Solano (SOL)
- San Quentin State Prison (SQ)
- Salinas Valley State Prison (SVSP)
- Valley State Prison for Women (VSPW)<sup>2</sup>
- Wasco State Prison (WSP)

The objective in this third report is to compare and contrast the significant trends and variations in data between the first, second, and third cycles, which will hopefully assist the Receiver and CDCR in their efforts toward continuous improvement in adherence to policies and procedures.<sup>3</sup>

---

<sup>2</sup> As of October 8, 2012, Valley State Prison for Women converted to Valley State Prison, an all-male institution.

<sup>3</sup> Each of the 33 inspection reports can be viewed at [www.oig.ca.gov](http://www.oig.ca.gov).

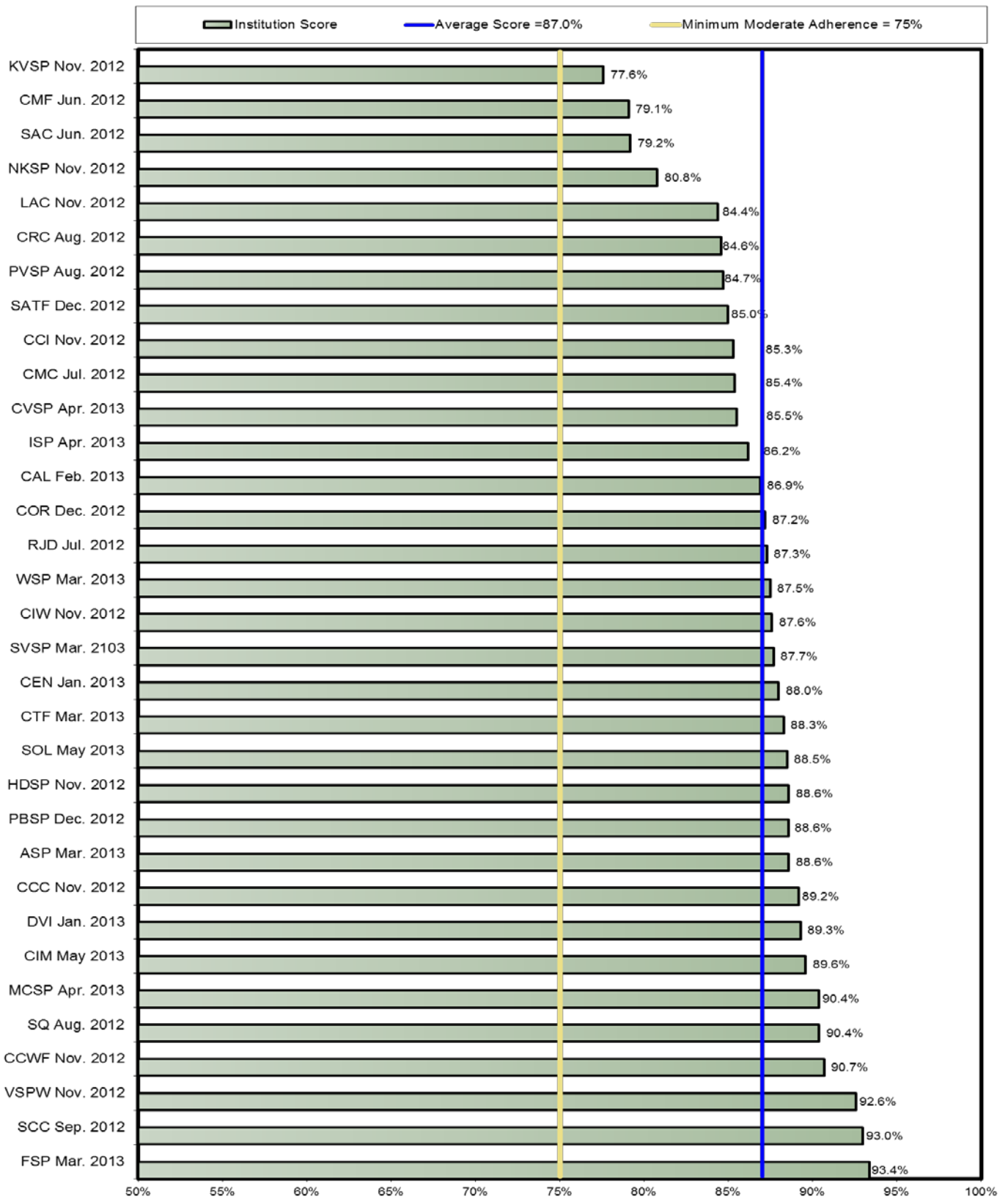
## Overall Scores and Medical Component Scores

All 33 institutions' overall scores met or exceeded the 75 percent minimum score for moderate adherence in cycle 3. In fact, 25 institutions had scores higher than 85 percent, the score for high adherence. As shown in charts 3A, 3B, and 3C, the cycle 3 average score for the 33 institutions was 87 percent; a 7.4 percentage point improvement over the 79.6 percent average score for cycle 2 and a 15.1 percentage point improvement over the cycle 1 average score of 71.9 percent. For cycle 3, the three highest scores were Folsom State Prison (FSP) with a score of 93.4 percent, Sierra Conservation Center (SCC) with a score of 93 percent, and Valley State Prison for Women (VSPW) with a score of 92.6 percent. Conversely, the three lowest scores for cycle 3 were Kern Valley State Prison (KVSP) with a score of 77.6 percent, California Medical Facility (CMF) with a score of 79.1 percent, and California State Prison, Sacramento (SAC) with a score of 79.2 percent.

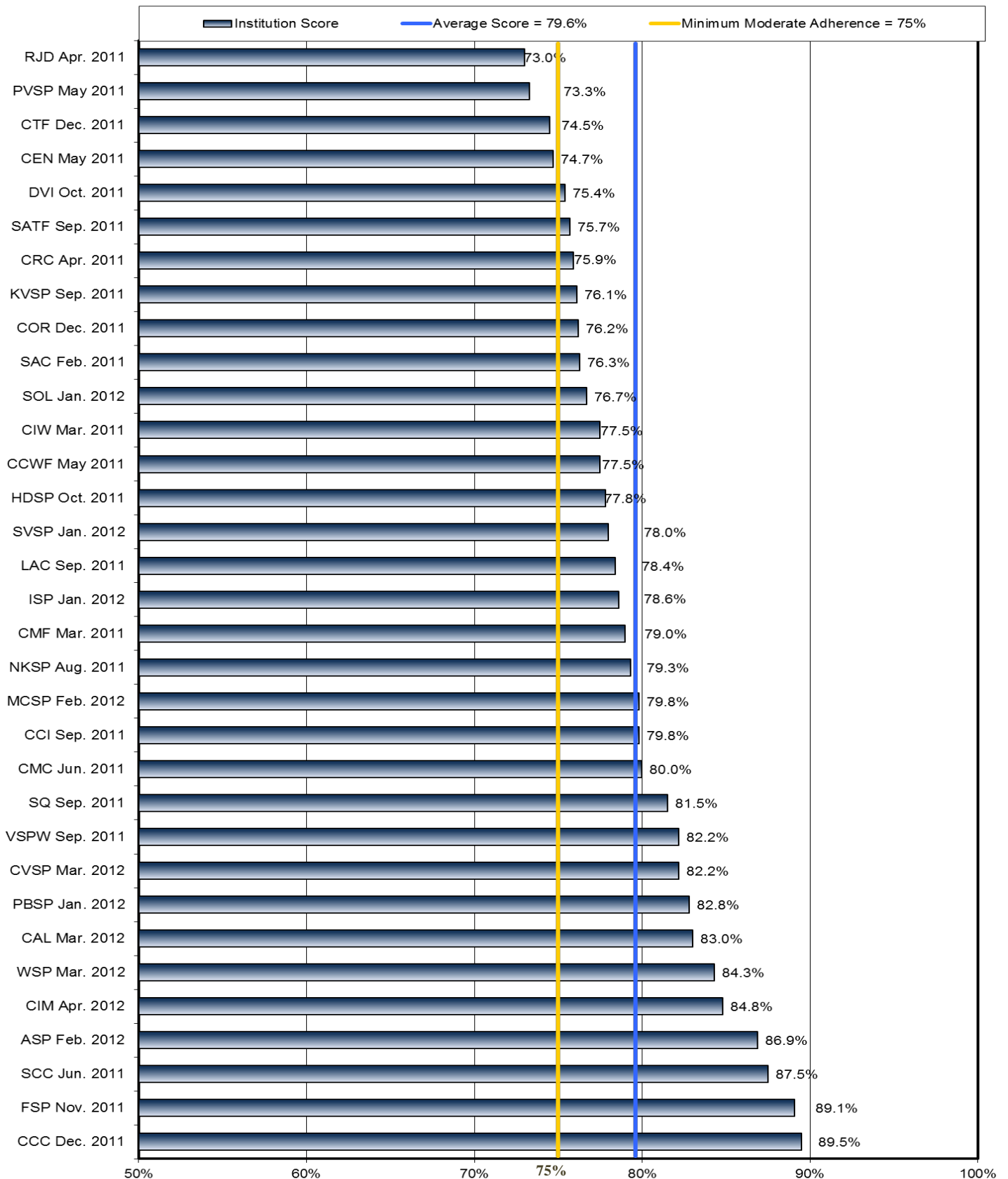
The improvement in institutions' overall scores from cycle 1 to cycle 3 can be attributed to steady improvement in the institutions' scores for the individual 20 components. For cycle 3, nine of the institutions met or exceeded the 75 percent minimum score for moderate adherence in all 20 components. In contrast, in cycle 2, only two of the 33 institutions met or exceeded 75 percent in all 20 components, and in cycle 1, none of the institutions met the 75 percent level.

These scores indicate that the Receiver and CDCR are improving their adherence to their medical policies and procedures.

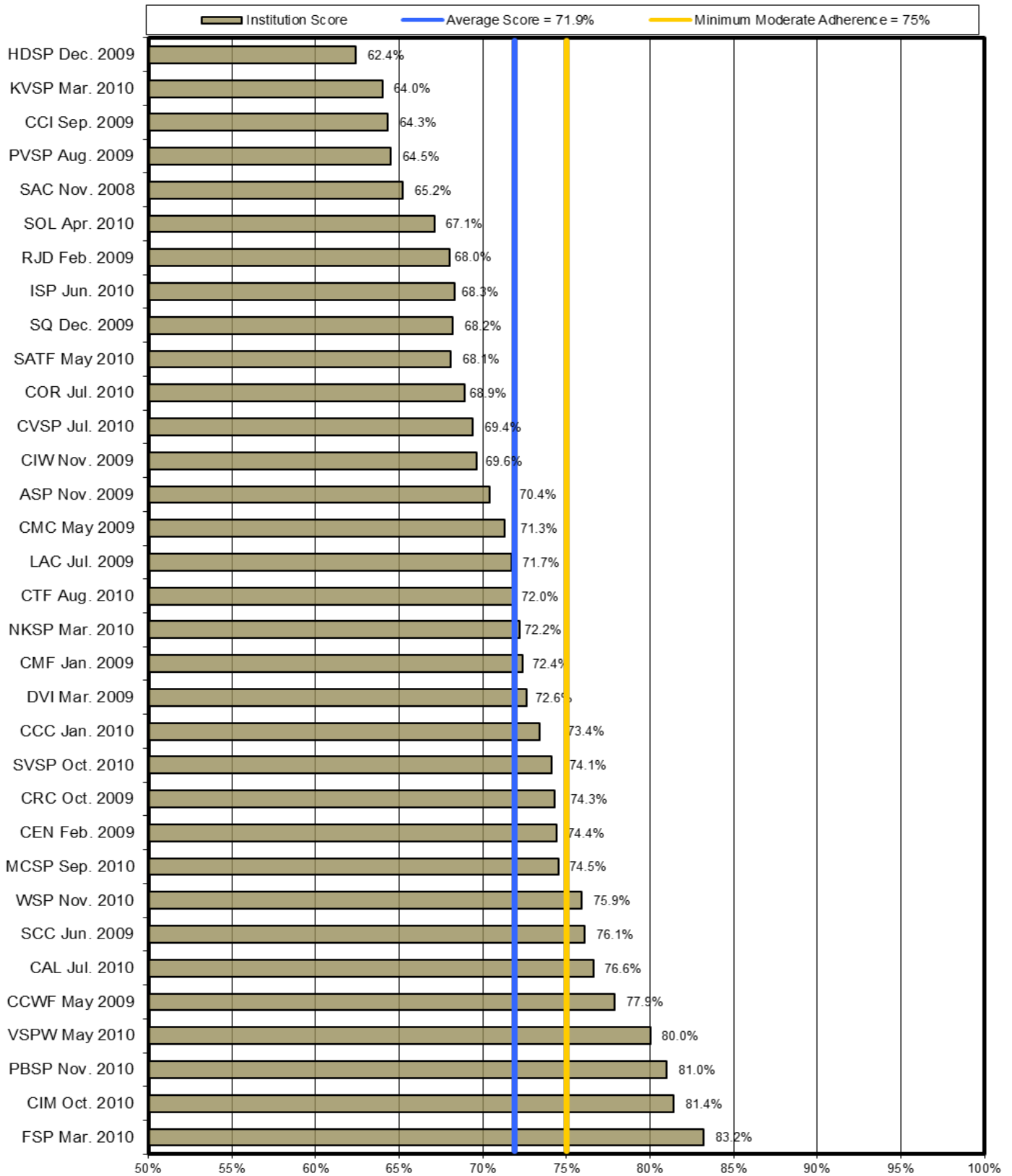
**Chart 3A: Cycle 3 Overall Inspection Scores Sorted Low to High**



**Chart 3B: Cycle 2 Overall Inspection Scores Sorted Low to High**



**Chart 3C: Cycle 1 Overall Inspection Scores Sorted Low to High**





***The number of average medical component scores falling under the 75 percent moderate adherence level has significantly improved since the completion of cycle 1.*** During cycle 1, eight of the 20 medical components had average scores that fell below the 75 percent level (*see Table 1C*). During cycle 2, the number improved to just two components that averaged below the 75 percent level (*see Table 1B*). Most recently, during cycle 3, all components had an average score that exceeded the 75 percent moderate adherence level (*see Table 1A*).

Although most institutions improved their overall score, additional improvement can still be achieved. For example, as indicated in Appendix B, during cycle 3 twenty-four institutions received less than the 75 percent required to achieve a moderate adherence level score in one or more of the 20 components.

**Table 1A: Cycle 3 Component Scores Comparative Data**

Medical Component	High	Low	Average	Variation Between High/Low
Chronic Care	93.2%	71.8%	82.9%	21.4 percentage points
Clinical Services	93.6%	73.6%	86.4%	20.0 percentage points
Health Screening	96.8%	77.1%	85.8%	19.7 percentage points
Specialty Services	97.5%	61.5%	83.8%	36.0 percentage points
Urgent Services	95.8%	66.9%	82.7%	28.9 percentage points
Emergency Services	100.0%	62.4%	89.6%	37.6 percentage points
Prenatal Care/Childbirth/Post-Delivery	100.0%	87.5%	93.8%	12.5 percentage points
Diagnostic Services	99.0%	76.2%	89.5%	22.8 percentage points
Access to Healthcare Information	100.0%	44.1%	76.6%	55.9 percentage points
Outpatient Housing Unit	100.0%	86.3%	92.8%	13.7 percentage points
Internal Reviews	100.0%	60.0%	84.5%	40.0 percentage points
Inmate Transfers	100.0%	86.0%	96.0%	14.0 percentage points
Clinic Operations	100.0%	86.1%	97.3%	13.9 percentage points
Preventive Services	100.0%	61.0%	90.4%	39.0 percentage points
Pharmacy Services	100.0%	76.9%	98.0%	23.1 percentage points
Other Services	100.0%	70.0%	95.6%	30.0 percentage points
Inmate Hunger Strikes	100.0%	38.9%	83.5%	61.1 percentage points
Chemical Agent Contraindications	100.0%	58.8%	91.0%	41.2 percentage points
Staffing Levels and Training	100.0%	95.0%	99.8%	5.0 percentage points
Nursing Policy	100.0%	14.3%	87.6%	85.7 percentage points

**Table 1B: Cycle 2 – Component Scores Comparative Data**

Medical Component	High	Low	Average	Variation Between High/Low
Chronic Care	83.0 %	58.9 %	72.0 %	24.1 percentage points
Clinical Services	92.5 %	55.2 %	74.2 %	37.3 percentage points
Health Screening	96.4 %	73.0 %	82.1 %	23.4 percentage points
Specialty Services	96.9 %	59.7 %	79.1 %	37.2 percentage points
Urgent Services	92.4 %	59.0 %	78.1 %	33.4 percentage points
Emergency Services	100.0 %	57.4 %	79.4 %	42.6 percentage points
Prenatal Care/Childbirth/Post-Delivery	81.3 %	80.9 %	81.1 %	0.4 percentage points
Diagnostic Services	99.0 %	60.4 %	78.6 %	38.6 percentage points
Access to Healthcare Information	100.0 %	39.2 %	75.2 %	60.8 percentage points
Outpatient Housing Unit	100.0 %	60.2 %	91.4 %	39.8 percentage points
Internal Reviews	100.0 %	58.8 %	76.8 %	41.2 percentage points
Inmate Transfers	100.0 %	64.0 %	87.3 %	36.0 percentage points
Clinic Operations	100.0 %	81.2 %	94.2 %	18.8 percentage points
Preventive Services	100.0 %	54.0 %	80.4 %	46.0 percentage points
Pharmacy Services	100.0 %	65.5 %	93.1 %	34.5 percentage points
Other Services	100.0 %	55.0 %	91.2 %	45.0 percentage points
Inmate Hunger Strikes	100.0 %	48.9 %	81.5 %	51.1 percentage points
Chemical Agent Contraindications	100.0 %	48.2 %	91.5 %	51.8 percentage points
Staffing Levels and Training	100.0 %	95.0 %	99.2 %	5.0 percentage points
Nursing Policy	100.0 %	50.0 %	75.9 %	50.0 percentage points

**Table 1C: Cycle 1 – Component Scores Comparative Data**

<b>Medical Component</b>	<b>High</b>	<b>Low</b>	<b>Average</b>	<b>Variation Between High/Low</b>
Chronic Care	83.6%	37.6%	61.5%	46.0 percentage points
Clinical Services	87.1%	46.6%	65.4%	40.5 percentage points
Health Screening	88.8%	61.0%	76.9%	27.8 percentage points
Specialty Services	96.2%	42.6%	66.2%	53.6 percentage points
Urgent Services	92.3%	61.0%	78.4%	31.3 percentage points
Emergency Services	90.4%	47.5%	78.3%	42.9 percentage points
Prenatal Care/Childbirth/Post-Delivery	80.8%	61.3%	71.1%	19.5 percentage points
Diagnostic Services	89.2%	42.9%	68.8%	46.3 percentage points
Access to Healthcare Information	100.0%	19.6%	63.8%	80.4 percentage points
Outpatient Housing Unit	99.0%	61.7%	81.1%	37.3 percentage points
Internal Reviews	100.0%	60.0%	78.0%	40.0 percentage points
Inmate Transfers	100.0%	43.2%	87.8%	56.8 percentage points
Clinic Operations	100.0%	81.8%	92.2%	18.2 percentage points
Preventive Services	82.0%	7.3%	43.9%	74.7 percentage points
Pharmacy Services	100.0%	57.8%	87.5%	42.2 percentage points
Other Services	100.0%	50.0%	84.2%	50.0 percentage points
Inmate Hunger Strikes	100.0%	10.5%	57.0%	89.5 percentage points
Chemical Agent Contraindications	100.0%	60.0%	92.8%	40.0 percentage points
Staffing Levels and Training	100.0%	80.0%	95.9%	20.0 percentage points
Nursing Policy	100.0%	35.7%	76.8%	64.3 percentage points

***Although they are improving, no institution in cycle 3 achieved a score of 75 percent or higher on every question within each of the 20 components. This is consistent with both cycles 1 and 2.***

Tables 2A, 2B, and 2C illustrate all components in which an institution received a score of 74.9 percent or lower on at least one question during cycles 1, 2, and 3. Most institutions' overall component scores were in the moderate to high adherence levels, yet no institution has ever scored at least 75 percent on every question making up those components. Nonetheless, the institutions' scores show improvement over the three cycles.

For cycle 3, of the potential 660 components (20 components multiplied by 33 institutions), the institutions cumulatively received a score of 75 percent or higher on all questions within a component for 270 of the components. This is an improvement over cycle 2, in which institutions cumulatively scored 75 percent or higher on all component-related questions for 173 of the components. For cycle 1, the institutions cumulatively received 75 percent or higher on all component-related questions for 121 of the components.

**Table 2A: Cycle 3 Institutions Scoring Less Than 75 Percent on One or More Component Questions**


		Chronic Care	Clinical Services	Health Screening	Specialty Services	Urgent Services	Emergency Services	Prenatal Care/Child-birth/Post-Delivery	Diagnostic Services	Access to Healthcare Information	Outpatient Housing Unit	Inmate Reviews	Inmate Transfers	Clinic Operations	Preventive Services	Pharmacy Services	Other Services	Inmate Hunger Strikes	Chemical Agent Contraindications	Staffing Levels and Training	Nursing Policy
1	ASP	✓	✓	✓	✓	✓	✓	N/A	✓	✓	✓	✓	✓	✓	✓	✓	✓	N/A	N/A	✓	✓
2	CAL	✓	✓	✓	✓	✓	✓	N/A	✓	✓	✓	✓	✓	✓	✓	✓	✓	✓	✓	✓	✓
3	CCC	✓	✓	✓	✓	✓	✓	N/A	✓	✓	✓	✓	✓	✓	✓	✓	✓	N/A	N/A	✓	✓
4	CCI	✓	✓	✓	✓	✓	✓	N/A	✓	✓	✓	✓	✓	✓	✓	✓	✓	✓	✓	✓	✓
5	CCWF	✓	✓	✓	✓	✓	✓	✓	✓	N/A	✓	✓	✓	✓	✓	✓	✓	N/A	N/A	✓	✓
6	CEN	✓	✓	✓	✓	✓	✓	N/A	✓	✓	N/A	✓	✓	✓	✓	✓	✓	✓	✓	✓	✓
7	CM	✓	✓	✓	✓	✓	✓	N/A	✓	✓	✓	✓	✓	✓	✓	✓	✓	✓	✓	✓	✓
8	CIW	✓	✓	✓	✓	✓	✓	✓	✓	✓	✓	✓	✓	✓	✓	✓	✓	N/A	✓	✓	✓
9	CMC	✓	✓	✓	✓	✓	✓	N/A	✓	✓	N/A	✓	✓	✓	✓	✓	✓	✓	✓	✓	✓
10	CMF	✓	✓	✓	✓	✓	✓	N/A	✓	✓	✓	N/A	✓	✓	✓	✓	✓	✓	✓	✓	✓
11	COR	✓	✓	✓	✓	✓	✓	N/A	✓	✓	✓	✓	✓	✓	✓	✓	✓	✓	✓	✓	✓
12	CRC	✓	✓	✓	✓	✓	✓	N/A	✓	✓	✓	✓	✓	✓	✓	✓	✓	✓	N/A	N/A	✓
13	CTF	✓	✓	✓	✓	✓	✓	N/A	✓	✓	✓	✓	✓	✓	✓	✓	✓	✓	✓	✓	✓
14	CVSP	✓	✓	✓	✓	✓	✓	N/A	✓	✓	✓	✓	✓	✓	✓	✓	✓	✓	N/A	N/A	✓
15	DVI	✓	✓	✓	✓	✓	✓	N/A	✓	✓	✓	✓	✓	✓	✓	✓	✓	✓	✓	✓	✓
16	FSP	✓	✓	✓	✓	✓	✓	N/A	✓	✓	N/A	✓	✓	✓	✓	✓	✓	✓	✓	✓	✓
17	HDSP	✓	✓	✓	✓	✓	✓	N/A	✓	✓	N/A	✓	✓	✓	✓	✓	✓	✓	✓	✓	✓
18	ISP	✓	✓	✓	✓	✓	✓	N/A	✓	✓	✓	✓	✓	✓	✓	✓	✓	N/A	✓	✓	✓
19	KVSP	✓	✓	✓	✓	✓	✓	N/A	✓	✓	N/A	✓	✓	✓	✓	✓	✓	✓	✓	✓	✓
20	LAC	✓	✓	✓	✓	✓	✓	N/A	✓	✓	N/A	✓	✓	✓	✓	✓	✓	✓	✓	✓	✓
21	MCSP	✓	✓	✓	✓	✓	✓	N/A	✓	✓	N/A	✓	✓	✓	✓	✓	✓	✓	✓	✓	✓
22	NKSP	✓	✓	✓	✓	✓	✓	N/A	✓	✓	N/A	✓	✓	✓	✓	✓	✓	✓	✓	✓	✓
23	PBSP	✓	✓	✓	✓	✓	✓	N/A	✓	✓	N/A	✓	✓	✓	✓	✓	✓	✓	✓	✓	✓
24	PVSP	✓	✓	✓	✓	✓	✓	N/A	✓	✓	N/A	✓	✓	✓	✓	✓	✓	✓	✓	N/A	✓
25	RJD	✓	✓	✓	✓	✓	✓	N/A	✓	✓	N/A	✓	✓	✓	✓	✓	✓	✓	✓	✓	✓
26	SAC	✓	✓	✓	✓	✓	✓	N/A	✓	✓	✓	✓	✓	✓	✓	✓	✓	✓	✓	✓	✓
27	SAIF	✓	✓	✓	✓	✓	✓	N/A	✓	✓	N/A	✓	✓	✓	✓	✓	✓	✓	✓	✓	✓
28	SCC	✓	✓	✓	✓	✓	✓	N/A	✓	✓	✓	✓	✓	✓	✓	✓	✓	✓	✓	✓	✓
29	SOL	✓	✓	✓	✓	✓	✓	N/A	✓	✓	N/A	✓	✓	✓	✓	✓	✓	✓	✓	✓	✓
30	SQ	✓	✓	✓	✓	✓	✓	N/A	✓	✓	✓	✓	✓	✓	✓	✓	✓	✓	✓	✓	✓
31	SVSP	✓	✓	✓	✓	✓	✓	N/A	✓	✓	N/A	✓	✓	✓	✓	✓	✓	✓	✓	✓	✓
32	VSPW	✓	✓	✓	✓	✓	✓	✓	✓	✓	✓	✓	✓	✓	✓	✓	✓	✓	✓	✓	✓
33	WSP	✓	✓	✓	✓	✓	✓	N/A	✓	✓	N/A	✓	✓	✓	✓	✓	✓	✓	✓	✓	✓

**Legend**

- ✓ The institution received a score of less than 75 percent on at least one question.
- N/A This component is not applicable to the institution.
- ▨ The institution received a score of 75 percent or higher on all questions in the component.

**Table 2B: Cycle 2 Institutions Scoring Less Than 75 Percent on One or More Component Questions**

		Chronic Care	Clinical Services	Health Screening	Specialty Services	Urgent Services	Emergency Services	Prenatal Care/Child-birth/Post-Delivery	Diagnostic Services	Access to Healthcare Information	Outpatient Housing Unit	Internal Reviews	Inmate Transfers	Clinic Operations	Preventive Services	Pharmacy Services	Other Services	Inmate Hunger Strikes	Chemical Agent Contraindications	Staffing Levels and Training	Nursing Policy
1	ASP	✓	✓	✓	✓	✓	✓	NA	✓	✓	✓	✓	✓	✓	✓	✓	✓	✓	✓	✓	✓
2	CAL	✓	✓	✓	✓	✓	✓	NA	✓	✓	✓	✓	✓	✓	✓	✓	✓	✓	✓	✓	✓
3	CCC	✓	✓	✓	✓	✓	✓	NA	✓	✓	✓	✓	✓	✓	✓	✓	✓	NA	NA	✓	✓
4	CCI	✓	✓	✓	✓	✓	✓	NA	✓	✓	✓	✓	✓	✓	✓	✓	✓	NA	NA	✓	✓
5	CCWF	✓	✓	✓	✓	✓	✓	NA	✓	✓	NA	✓	✓	✓	✓	✓	✓	NA	NA	✓	✓
6	CEN	✓	✓	✓	✓	✓	✓	NA	✓	✓	NA	✓	✓	✓	✓	✓	✓	NA	✓	✓	✓
7	CIM	✓	✓	✓	✓	✓	✓	NA	✓	✓	✓	✓	✓	✓	✓	✓	✓	✓	✓	✓	✓
8	CIW	✓	✓	✓	✓	✓	✓	✓	✓	✓	✓	✓	✓	✓	✓	✓	✓	NA	✓	✓	✓
9	CMC	✓	✓	✓	✓	✓	✓	NA	✓	✓	NA	✓	✓	✓	✓	✓	✓	✓	✓	✓	✓
10	CMF	✓	✓	✓	✓	✓	✓	NA	✓	✓	✓	✓	NA	✓	✓	✓	✓	✓	✓	✓	✓
11	COR	✓	✓	✓	✓	✓	✓	NA	✓	✓	✓	✓	✓	✓	✓	✓	✓	✓	✓	✓	✓
12	CRC	✓	✓	✓	✓	✓	✓	NA	✓	✓	✓	✓	✓	✓	✓	✓	✓	NA	NA	✓	✓
13	CTF	✓	✓	✓	✓	✓	✓	NA	✓	✓	✓	✓	✓	✓	✓	✓	✓	✓	NA	✓	✓
14	CVSP	✓	✓	✓	✓	✓	✓	NA	✓	✓	✓	✓	✓	✓	✓	✓	✓	NA	NA	✓	✓
15	DVI	✓	✓	✓	✓	✓	✓	NA	✓	✓	✓	✓	✓	✓	✓	✓	✓	NA	✓	✓	✓
16	FSP	✓	✓	✓	✓	✓	✓	NA	✓	✓	NA	✓	✓	✓	✓	✓	✓	NA	✓	✓	✓
17	HDSP	✓	✓	✓	✓	✓	✓	NA	✓	✓	NA	✓	✓	✓	✓	✓	✓	✓	✓	✓	✓
18	ISP	✓	✓	✓	✓	✓	✓	NA	✓	✓	✓	✓	✓	✓	✓	✓	✓	✓	NA	✓	✓
19	KVSP	✓	✓	✓	✓	✓	✓	NA	✓	✓	NA	✓	✓	✓	✓	✓	✓	✓	✓	✓	✓
20	LAC	✓	✓	✓	✓	✓	✓	NA	✓	✓	NA	✓	✓	✓	✓	✓	✓	✓	✓	✓	✓
21	MCSP	✓	✓	✓	✓	✓	✓	NA	✓	✓	NA	✓	✓	✓	✓	✓	✓	NA	✓	✓	✓
22	NKSP	✓	✓	✓	✓	✓	✓	NA	✓	✓	NA	✓	✓	✓	✓	✓	✓	NA	✓	✓	✓
23	PBSP	✓	✓	✓	✓	✓	✓	NA	✓	✓	NA	✓	✓	✓	✓	✓	✓	✓	✓	✓	✓
24	PVSP	✓	✓	✓	✓	✓	✓	NA	✓	✓	NA	✓	✓	✓	✓	✓	✓	✓	✓	✓	✓
25	RJD	✓	✓	✓	✓	✓	✓	NA	✓	✓	NA	✓	✓	✓	✓	✓	✓	✓	✓	✓	✓
26	SAC	✓	✓	✓	✓	✓	✓	NA	✓	✓	✓	✓	✓	✓	✓	✓	✓	✓	✓	✓	✓
27	SATF	✓	✓	✓	✓	✓	✓	NA	✓	✓	NA	✓	✓	✓	✓	✓	✓	✓	✓	✓	✓
28	SCC	✓	✓	✓	✓	✓	✓	NA	✓	✓	✓	✓	✓	✓	✓	✓	✓	NA	✓	✓	✓
29	SOL	✓	✓	✓	✓	✓	✓	NA	✓	✓	NA	✓	✓	✓	✓	✓	✓	NA	NA	✓	✓
30	SQ	✓	✓	✓	✓	✓	✓	NA	✓	✓	✓	✓	✓	✓	✓	✓	✓	✓	✓	✓	✓
31	SVSP	✓	✓	✓	✓	✓	✓	NA	✓	✓	NA	✓	✓	✓	✓	✓	✓	✓	✓	✓	✓
32	VSPW	✓	✓	✓	✓	✓	✓	✓	✓	✓	✓	✓	✓	✓	✓	✓	✓	NA	✓	✓	✓
33	WSP	✓	✓	✓	✓	✓	✓	NA	✓	✓	NA	✓	✓	✓	✓	✓	✓	✓	✓	✓	✓

**Legend**  
 ✓ The institution received a score of less than 75 percent on at least one question.  
 N/A This component is not applicable to the institution.  
 The institution received a score of 75 percent or higher on all questions in the component.



**Table 2C: Cycle 1 Institutions Scoring Less Than 75 Percent on One or More Component Questions**

		Chronic Care	Clinical Services	Health Screening	Specialty Services	Urgent Services	Emergency Services	Prenatal Care/Child-birth/Post-Delivery	Diagnostic Services	Access to Healthcare Information	Outpatient Housing Unit	Internal Reviews	Inmate Transfers	Clinic Operations	Preventive Services	Pharmacy Services	Other Services	Inmate Hunger Strikes	Chemical Agent Contraindications	Staffing Levels and Training	Nursing Policy
1	ASP	✓	✓	✓	✓	✓	✓	N/A	✓	✓	✓	✓	✓	✓	✓	✓	✓	N/A	✓	✓	✓
2	CAL	✓	✓	✓	✓	✓	✓	N/A	✓	✓	✓	✓	✓	✓	✓	✓	✓	✓	✓	✓	✓
3	CCC	✓	✓	✓	✓	✓	✓	N/A	✓	✓	✓	✓	✓	✓	✓	✓	✓	✓	✓	✓	✓
4	CCI	✓	✓	✓	✓	✓	✓	N/A	✓	✓	✓	✓	✓	✓	✓	✓	✓	✓	✓	✓	✓
5	CCWF	✓	✓	✓	✓	✓	✓	N/A	✓	✓	✓	✓	✓	✓	✓	✓	✓	✓	✓	✓	✓
6	CEN	✓	✓	✓	✓	✓	✓	N/A	✓	✓	✓	✓	✓	✓	✓	✓	✓	✓	✓	✓	✓
7	CIM	✓	✓	✓	✓	✓	✓	N/A	✓	✓	✓	✓	✓	✓	✓	✓	✓	✓	✓	✓	✓
8	CIW	✓	✓	✓	✓	✓	✓	✓	✓	✓	✓	✓	✓	✓	✓	✓	✓	N/A	✓	✓	✓
9	CMC	✓	✓	✓	✓	✓	✓	N/A	✓	✓	✓	✓	✓	✓	✓	✓	✓	✓	✓	✓	✓
10	CMF	✓	✓	✓	✓	✓	✓	N/A	✓	✓	✓	✓	✓	✓	✓	✓	✓	✓	✓	✓	✓
11	COR	✓	✓	✓	✓	✓	✓	N/A	✓	✓	✓	✓	✓	✓	✓	✓	✓	✓	✓	✓	✓
12	CRC	✓	✓	✓	✓	✓	✓	N/A	✓	✓	✓	✓	✓	✓	✓	✓	✓	✓	✓	✓	✓
13	CTF	✓	✓	✓	✓	✓	✓	N/A	✓	✓	✓	✓	✓	✓	✓	✓	✓	✓	✓	✓	✓
14	CVSP	✓	✓	✓	✓	✓	✓	N/A	✓	✓	✓	✓	✓	✓	✓	✓	✓	N/A	N/A	✓	✓
15	DVI	✓	✓	✓	✓	✓	✓	N/A	✓	✓	✓	✓	✓	✓	✓	✓	✓	N/A	✓	✓	✓
16	FSP	✓	✓	✓	✓	✓	✓	N/A	✓	✓	✓	✓	✓	✓	✓	✓	✓	N/A	✓	✓	✓
17	HDSP	✓	✓	✓	✓	✓	✓	N/A	✓	✓	✓	✓	✓	✓	✓	✓	✓	✓	✓	✓	✓
18	ISP	✓	✓	✓	✓	✓	✓	N/A	✓	✓	✓	✓	✓	✓	✓	✓	✓	✓	✓	✓	✓
19	KVSP	✓	✓	✓	✓	✓	✓	N/A	✓	✓	✓	✓	✓	✓	✓	✓	✓	✓	✓	✓	✓
20	LAC	✓	✓	✓	✓	✓	✓	N/A	✓	✓	✓	✓	✓	✓	✓	✓	✓	✓	✓	✓	✓
21	MCSP	✓	✓	✓	✓	✓	✓	N/A	✓	✓	✓	✓	✓	✓	✓	✓	✓	✓	✓	✓	✓
22	NKSP	✓	✓	✓	✓	✓	✓	N/A	✓	✓	✓	✓	✓	✓	✓	✓	✓	✓	✓	✓	✓
23	PBSP	✓	✓	✓	✓	✓	✓	N/A	✓	✓	✓	✓	✓	✓	✓	✓	✓	✓	✓	✓	✓
24	PVSP	✓	✓	✓	✓	✓	✓	N/A	✓	✓	✓	✓	✓	✓	✓	✓	✓	✓	✓	✓	✓
25	RJD	✓	✓	✓	✓	✓	✓	N/A	✓	✓	✓	✓	✓	✓	✓	✓	✓	✓	✓	✓	✓
26	SAC	✓	✓	✓	✓	✓	✓	N/A	✓	✓	✓	✓	✓	✓	✓	✓	✓	✓	✓	✓	✓
27	SATF	✓	✓	✓	✓	✓	✓	N/A	✓	✓	✓	✓	✓	✓	✓	✓	✓	✓	✓	✓	✓
28	SCC	✓	✓	✓	✓	✓	✓	N/A	✓	✓	✓	✓	✓	✓	✓	✓	✓	✓	✓	✓	✓
29	SOL	✓	✓	✓	✓	✓	✓	N/A	✓	✓	✓	✓	✓	✓	✓	✓	✓	✓	✓	✓	✓
30	SQ	✓	✓	✓	✓	✓	✓	N/A	✓	✓	✓	✓	✓	✓	✓	✓	✓	✓	✓	✓	✓
31	SVSP	✓	✓	✓	✓	✓	✓	N/A	✓	✓	✓	✓	✓	✓	✓	✓	✓	✓	✓	✓	✓
32	VSPW	✓	✓	✓	✓	✓	✓	✓	✓	✓	✓	✓	✓	✓	✓	✓	✓	✓	✓	✓	✓
33	WSP	✓	✓	✓	✓	✓	✓	N/A	✓	✓	✓	✓	✓	✓	✓	✓	✓	N/A	✓	✓	✓

**Legend**

- ✓ The institution received a score of less than 75 percent on at least one question.
- N/A This component is not applicable to the institution.
- ▨ The institution received a score of 75 percent or higher on all questions in the component.

## General Medical Categories

While the medical inspections and their resultant reports show institutions' scores in 20 components of medical care delivery, the inspection instrument's questions can also be sorted and viewed from various perspectives. One perspective recommended by the OIG's lead physician was to sort the inspection questions into five general categories of medical care: medication management, access to providers and services, primary care provider responsibilities, continuity of care, and nurse responsibilities. Of the inspection instrument's 151 questions, 91 were identified that applied to these five categories.

Table 3 describes each category, discloses the number of questions used in that category, and provides an example question from the category. In identifying the questions for the five categories, some questions were determined to be appropriate for more than one category. Therefore, such questions were included in all of the categories to which they applied. An example is the following question:

*If the inmate had an existing medication order upon arrival at the institution, did the inmate receive the medications within specified timeframes, or did a physician document why the medications were not to be continued?(Question 02.128)*

The above question applies to the medication management category because it involves the institutions' delivery of medication to inmates. However, the question also applies to the continuity of care category since it determines whether inmates continued to receive their medications at their new institutions. Accordingly, while each of the five categories has a specific set of questions, individual questions like the one above sometimes appear in multiple categories. See Appendix C for the questions assigned to each category.



**Table 3: Descriptions of the Five General Medical Categories**

Medical Category	Description	Example Question
<i>Medication Management</i>	Consists of 14 questions that determine if medications were properly administered and delivered to inmates as required by CDCR’s policies.	Sick Call medication: Did the institution administer or deliver prescription medications (new orders) to the inmate within specified timeframes? (Question 01.124)
<i>Access to Providers and Services</i>	Consists of 32 questions that evaluate whether inmates were seen or provided services for routine, urgent, and emergency medical needs within the time frames specified by CDCR’s policies.	Did the RN complete a face-to-face (FTF) visit within one (1) business day after the Form 7362 was reviewed? (Question 01.025)
<i>Primary Care Provider Responsibilities</i>	Consists of 26 questions that determine whether primary care providers (physicians, nurse practitioners, and physician assistants) properly provided care to inmates and whether processes related to providing clinical care are consistent with policy.	All diagnostic services: At the next clinic visit following the report of a clinically significant abnormal diagnostic test, was the result adequately managed? (Question 06.263)
<i>Continuity of Care</i>	Consists of 18 questions that determine whether inmates received care when moved within an institution or from one institution to another, or were received from an outside care provider after specialty services or hospitalization.	Upon the inmate’s discharge from the community hospital, did the TTA RN document that he or she reviewed the inmate’s discharge plan and completed a FTF assessment of the inmate? (Question 21.248)
<i>Nurse Responsibilities</i>	Consists of 19 questions that evaluate whether nurses properly provided care to inmates and whether processes related to providing nursing care are consistent with policy.	Did documentation indicate that the RN reviewed all of the inmate’s clinically significant complaints listed on Form 7362? (Question 01.246)

As shown by the checked boxes in Table 4, questions were extracted from 14 of the 20 components to generate the five general medical categories. Access to health care information, internal reviews, other services, chemical agent contraindications, staffing levels and training, and nursing policy are the only components without at least one question that corresponds to one of the five general medical categories.

**Table 4: Distribution of Medical Component Questions within the Medical Categories**

Medical Component	Medication Management	Access to Providers and Services	Continuity of Care	Primary Care Provider Responsibilities	Nurse Responsibilities
Chronic Care	√	√		√	
Clinical Services	√	√			√
Health Screening	√	√	√	√	√
Specialty Services		√	√		
Urgent Services	√	√	√	√	√
Emergency Services		√			√
Prenatal Care/ Childbirth/Post-delivery		√		√	√
Diagnostic Services		√		√	
Outpatient Housing Unit		√	√	√	
Inmate Transfers	√		√		√
Clinic Operations	√		√		√
Preventive Services	√	√			
Pharmacy Services	√				
Inmate Hunger Strikes		√		√	√

## Medical Category Analysis

As summarized in Table 5 below, the overall average score for each medical category progressively improved from cycle 1 through cycle 3. In cycle 1, the institutions had an overall average score that fell into the low adherence level (less than 75 percent) for three of the five categories, and the moderate adherence level for the other two categories. In cycle 2, the institutions scored in the moderate adherence level in all five categories. In cycle 3, the institutions' overall average category scores reached the high adherence level for all five categories.

**Table 5: Summary of Institutional Category Scores for all 3 Cycles<sup>4</sup>**

	Medication Management			Access to Providers and Services			Primary Care Provider Responsibilities			Continuity of Care			Nurse Responsibilities		
	Cycle 3	Cycle 2	Cycle 1	Cycle 3	Cycle 2	Cycle 1	Cycle 3	Cycle 2	Cycle 1	Cycle 3	Cycle 2	Cycle 1	Cycle 3	Cycle 2	Cycle 1
ASP	94.3%	79.6%	48.9%	91.4%	85.4%	68.6%	85.5%	81.7%	72.1%	95.6%	93.5%	79.3%	99.3%	95.4%	83.8%
CAL	93.2%	87.7%	66.3%	86.8%	87.4%	79.0%	84.3%	87.6%	84.7%	93.2%	87.0%	83.3%	87.3%	77.8%	81.2%
CCC	85.8%	87.0%	53.5%	89.6%	89.8%	67.3%	85.4%	86.2%	66.2%	93.7%	91.0%	82.6%	94.7%	89.4%	82.3%
CCI	87.3%	71.3%	68.8%	82.5%	74.1%	49.6%	82.8%	85.7%	76.1%	94.6%	78.2%	66.6%	84.1%	81.0%	66.7%
CCWF	98.0%	71.3%	68.1%	93.5%	77.9%	73.6%	89.3%	70.6%	84.1%	96.9%	77.8%	83.1%	97.5%	91.7%	93.8%
CEN	81.9%	67.8%	60.3%	92.0%	75.2%	59.9%	80.8%	78.1%	80.1%	90.7%	80.2%	82.7%	92.1%	84.1%	90.7%
CIM	90.8%	91.6%	54.9%	93.8%	82.8%	86.7%	90.5%	83.0%	77.5%	97.3%	92.2%	85.4%	94.6%	93.2%	85.1%
CIW	86.8%	68.6%	42.2%	89.2%	84.8%	65.4%	84.8%	73.9%	77.1%	92.7%	87.4%	68.2%	93.1%	82.7%	76.1%
CMC	88.6%	71.8%	51.0%	83.1%	83.3%	71.9%	76.8%	75.2%	68.4%	92.1%	88.8%	72.3%	95.4%	84.4%	88.4%
CMF	62.5%	71.4%	84.0%	81.2%	86.4%	63.0%	89.8%	79.4%	83.2%	79.3%	80.2%	66.8%	80.6%	83.5%	68.7%
COR	86.6%	70.6%	54.0%	88.2%	72.6%	60.1%	86.5%	79.6%	62.5%	92.7%	79.8%	74.0%	90.6%	85.4%	83.2%
CRC	94.4%	77.0%	61.0%	89.0%	71.3%	70.1%	79.4%	82.1%	78.1%	91.6%	86.5%	84.4%	93.9%	87.6%	89.5%
CTF	92.7%	71.3%	62.4%	82.3%	72.2%	66.3%	84.8%	76.6%	67.6%	89.6%	87.9%	63.8%	93.1%	79.1%	73.2%
CVSP	93.4%	91.4%	56.2%	89.8%	81.1%	73.0%	80.9%	83.4%	68.7%	92.7%	85.4%	75.7%	93.6%	72.3%	73.3%
DVI	87.7%	71.2%	64.1%	88.0%	70.4%	61.5%	89.1%	83.5%	81.1%	88.1%	83.6%	63.7%	89.7%	74.4%	78.0%
FSP	86.4%	94.0%	71.0%	94.9%	90.9%	86.0%	95.5%	86.0%	84.4%	91.7%	93.1%	86.5%	90.1%	84.4%	89.0%
HDSP	79.4%	77.8%	54.9%	89.1%	77.9%	44.8%	88.5%	83.9%	54.7%	87.2%	68.3%	73.8%	84.7%	80.8%	74.3%
ISP	90.5%	64.3%	46.5%	87.8%	75.8%	65.9%	85.9%	86.1%	61.4%	94.5%	75.2%	78.2%	86.4%	84.4%	81.8%
KVSP	83.5%	74.8%	40.8%	74.3%	76.4%	58.0%	75.3%	75.4%	51.1%	87.7%	70.8%	75.5%	83.6%	77.2%	84.2%
LAC	88.4%	55.5%	61.7%	84.8%	87.3%	52.2%	94.3%	83.3%	76.3%	88.3%	82.0%	78.2%	86.5%	80.3%	81.0%
MCSP	96.0%	68.1%	63.8%	86.1%	76.3%	67.3%	87.0%	80.5%	73.3%	96.3%	72.3%	71.7%	89.2%	68.0%	70.6%
NKSP	82.3%	77.9%	55.5%	81.2%	68.9%	68.6%	78.6%	75.9%	71.5%	81.8%	73.7%	75.0%	92.5%	76.1%	79.5%
PBSP	97.9%	93.5%	84.2%	89.5%	70.3%	79.9%	82.5%	87.7%	75.0%	81.7%	81.3%	91.4%	94.4%	92.3%	89.0%
PVSP	88.1%	63.9%	43.5%	83.0%	65.8%	52.1%	85.7%	74.1%	73.6%	91.0%	77.9%	70.6%	83.1%	76.5%	65.8%
RJD	81.6%	58.7%	68.1%	87.3%	76.4%	47.0%	90.2%	80.4%	54.1%	86.7%	70.0%	69.9%	90.4%	81.7%	85.8%
SAC	71.6%	63.8%	66.6%	78.3%	75.6%	54.0%	78.1%	80.9%	70.5%	85.7%	82.5%	72.4%	86.9%	79.1%	85.3%
SATF	86.0%	70.9%	44.5%	79.4%	69.1%	55.6%	82.5%	78.9%	71.6%	87.5%	85.5%	79.2%	93.0%	85.3%	80.8%
SCC	95.4%	73.0%	54.6%	98.2%	91.2%	61.4%	91.5%	87.1%	85.1%	96.4%	88.8%	80.3%	97.3%	86.1%	83.5%
SOL	87.3%	68.2%	54.6%	83.3%	69.5%	65.6%	87.7%	79.5%	55.5%	89.3%	78.3%	78.1%	92.5%	76.4%	73.7%
SQ	88.6%	77.9%	40.3%	80.5%	78.7%	66.2%	91.5%	85.0%	78.9%	86.5%	82.9%	68.1%	92.2%	76.4%	72.2%
SVSP	85.7%	79.5%	77.2%	90.8%	71.1%	60.7%	88.2%	68.6%	64.8%	95.3%	79.7%	84.9%	97.3%	82.4%	73.0%
VSPW	84.3%	83.1%	56.9%	94.7%	87.8%	84.5%	91.4%	85.3%	80.5%	97.1%	91.9%	75.4%	95.8%	90.2%	76.9%
WSP	87.4%	80.9%	56.4%	89.8%	85.1%	75.2%	84.8%	82.8%	70.3%	92.4%	85.4%	78.5%	96.3%	82.3%	85.4%
Average Score	87.4%	75.0%	58.8%	87.1%	78.6%	65.4%	85.9%	81.0%	72.1%	91.0%	82.5%	76.1%	91.2%	82.4%	80.2%
<p>Green Numbers - High Adherence: More than 85 percent                      Blue Numbers - Moderate Adherence: 75 to 85 percent                      Red Numbers - Low Adherence: Less than 75 percent</p>															

<sup>4</sup> An in-depth analysis of the 33 institutions' scores in each of the five medical categories begins on page 19.

## Medication Management

The Medication Management category evaluates the timely delivery of medications to inmates and certain elements of medication administration. These elements include the availability of medications, maintenance of medications, and the screening of new medications for potential adverse reactions. Fourteen questions from the following medical care components were used to develop our analysis: chronic care, clinical services, health screening, urgent services, inmate transfers, clinic operations, preventive services, and pharmacy services.

### Over the three cycles, prisons continually improved in administering and delivering medications to inmates and the majority of institutions were in the high adherence level in cycle 3.

The 33 institutions' average score for Medication Management in cycle 3 was 87.4 percent (a high adherence level) while the cycle 2 average was 75.0 percent (moderate adherence), and the cycle 1 average was 58.8 percent (low adherence).

#### **Cycle 3 Key Statistics**

Category Average ..... 87.4%  
 Range of Scores 62.5%-98.0%  
 Variation ..... 35.5%

#### **Number of Institutions with:**

High Adherence .....25  
 Moderate Adherence .....6  
 Low Adherence .....2

Twenty-nine of the 33 institutions improved their scores from cycle 2 to cycle 3 and all but two of the institutions exceeded the 75 percent minimum score for moderate adherence. This included 25 institutions that exceeded the 85 percent minimum score for high adherence. The Central California Women's Facility (CCWF) and Pelican Bay State

Prison (PBSP) received the highest scores at 98.0 percent and 97.9 percent, respectively. The two lowest scoring prisons in cycle 3 were CMF and SAC, with scores of 62.5 percent and 71.6 percent, respectively, both of which were at the low adherence level.

#### **Medication Management Category Analysis**

	Number of Institutions per Adherence Level			Average Adherence Level Score, All Institutions		
	Low Adherence (Below 75%)	Moderate Adherence (75-85%)	High Adherence (85.1-100%)	Low Adherence (Below 75%)	Moderate Adherence (75-85%)	High Adherence (85.1-100%)
<b>Cycle 3</b>	2	6	25	87.4%		
<b>Cycle 2</b>	19	8	6	75.0%		
<b>Cycle 1</b>	30	3	0	58.8%		

In analyzing the CMF and SAC results, opportunities for improvement were found to exist in several areas of medication management. Specifically, both CMF and SAC scored between zero and 65 percent in four questions related to untimely or improper administration of medication to inmate-patients, and one question related to improperly maintained crash cart inventories. In addition, nurses interviewed at CMF indicated they did not understand that medications must be administered on the same date as prepared, further compounding CMF's low adherence score.

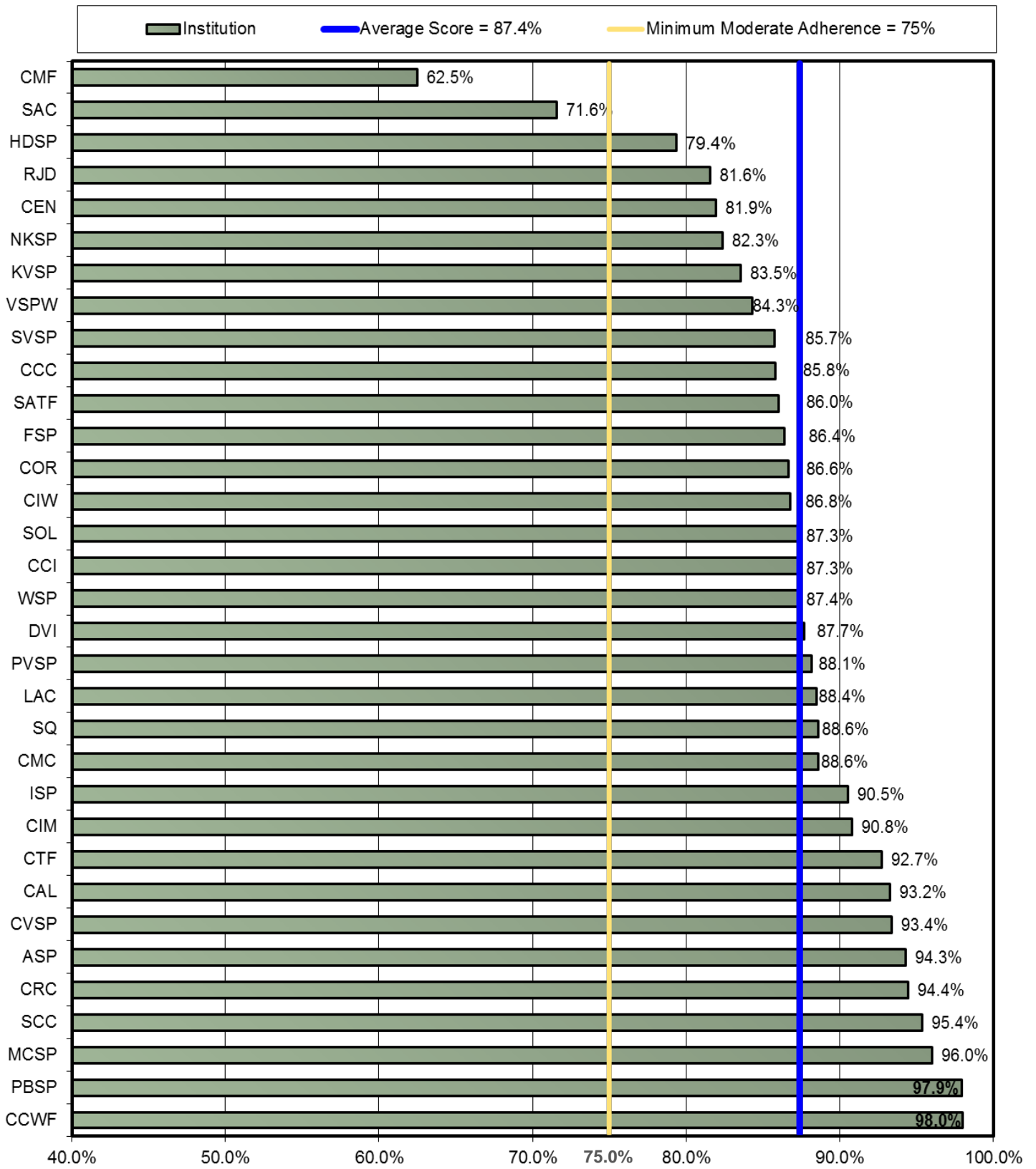
## Net Change in Institutional Category Scores between Cycle 2 and Cycle 3

As illustrated in the chart to the right, 29 institutions improved their overall Medication Management category scores from cycle 2 to cycle 3. Nineteen of the 29 institutions improved their category scores by more than ten percent, including the California State Prison, Los Angeles County (LAC), which had a 32.9 percent category improvement. Only four institutions received a lower score in cycle 3 than in cycle 2. Of these four institutions, CMF decreased the most, by 8.9 percent, maintaining their previous low adherence level. The remaining three institutions whose Medical Management category scores also decreased from cycle 2 to cycle 3 [FSP, California Correctional Center (CCC), and California Institution for Men (CIM)], still had category scores over 85.0 percent, maintaining their high adherence level.

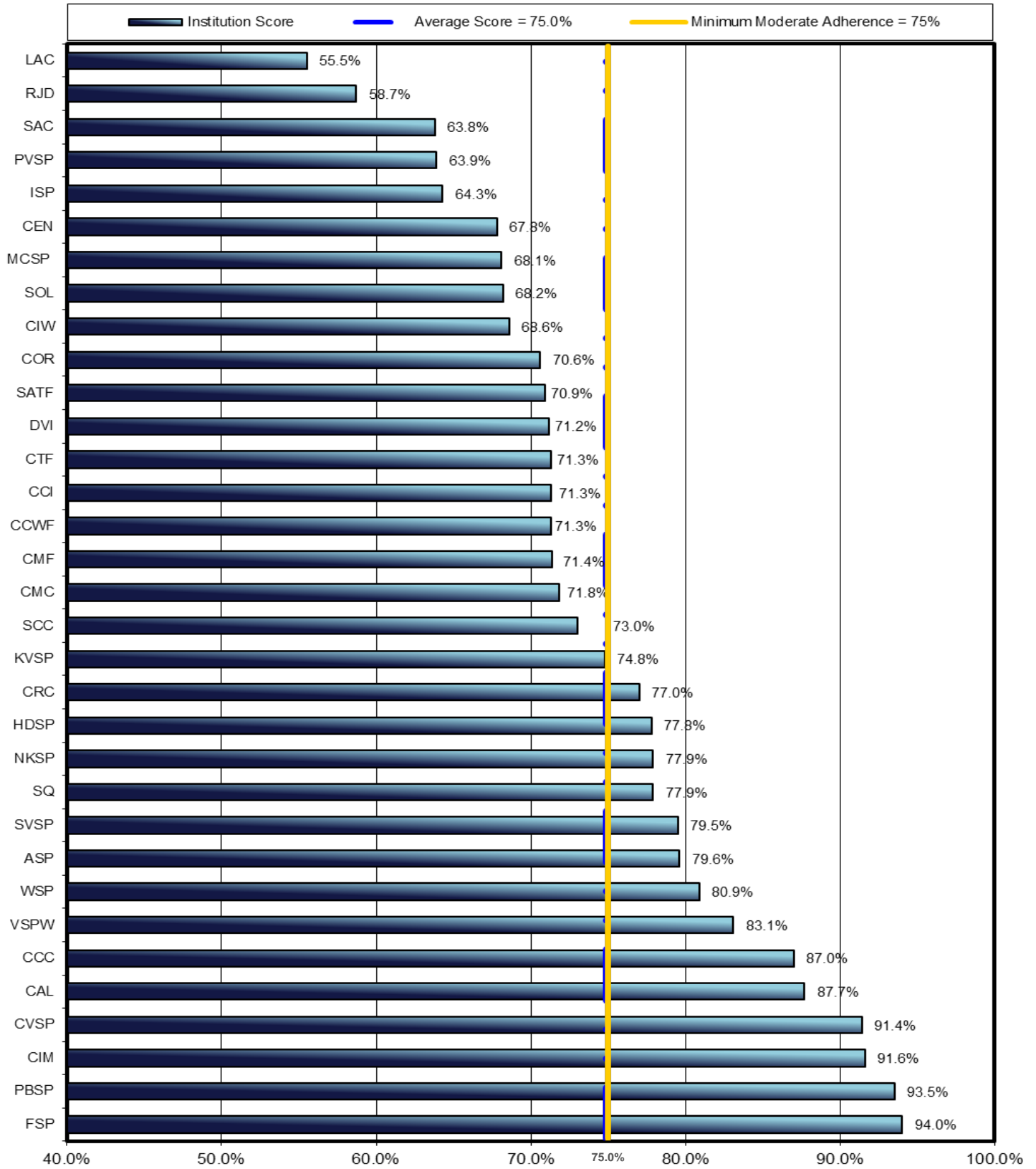
Charts 5A, 5B, and 5C show all 33 institutions' scores in the Medication Management category, for each of the three cycles.

		<b>Medication Management</b>			
		Ending Cycle 3 Category Score	Net Improvement From Cycle 2	Net Regression From Cycle 2	
<b>High Adherence</b>	CCWF	98.0%	26.7%		
	PBSP	97.9%	4.4%		
	MCSP	96.0%	27.9%		
	SCC	95.4%	22.4%		
	CRC	94.4%	17.4%		
	ASP	94.3%	14.7%		
	CVSP	93.4%	2.0%		
	CAL	93.2%	5.5%		
	CTF	92.7%	21.4%		
	CIM	90.8%		-0.8%	
	ISP	90.5%	26.2%		
	CMC	88.6%	16.8%		
	SQ	88.6%	10.7%		
	LAC	88.4%	32.9%		
	PVSP	88.1%	24.2%		
	DVI	87.7%	16.5%		
	WSP	87.4%	6.5%		
	CCI	87.3%	16.0%		
	SOL	87.3%	19.1%		
	CIW	86.8%	18.2%		
	COR	86.6%	16.0%		
	FSP	86.4%		-7.6%	
	SATF	86.0%	15.1%		
	CCC	85.8%		-1.2%	
	SVSP	85.7%	6.2%		
	<b>Moderate Adherence</b>	VSPW	84.3%	1.2%	
		KVSP	83.5%	8.7%	
		NKSP	82.3%	4.4%	
		CEN	81.9%	14.1%	
RJD		81.6%	22.9%		
HDSP		79.4%	1.6%		
<b>Low Adherence</b>	SAC	71.6%	7.8%		
	CMF	62.5%		-8.9%	

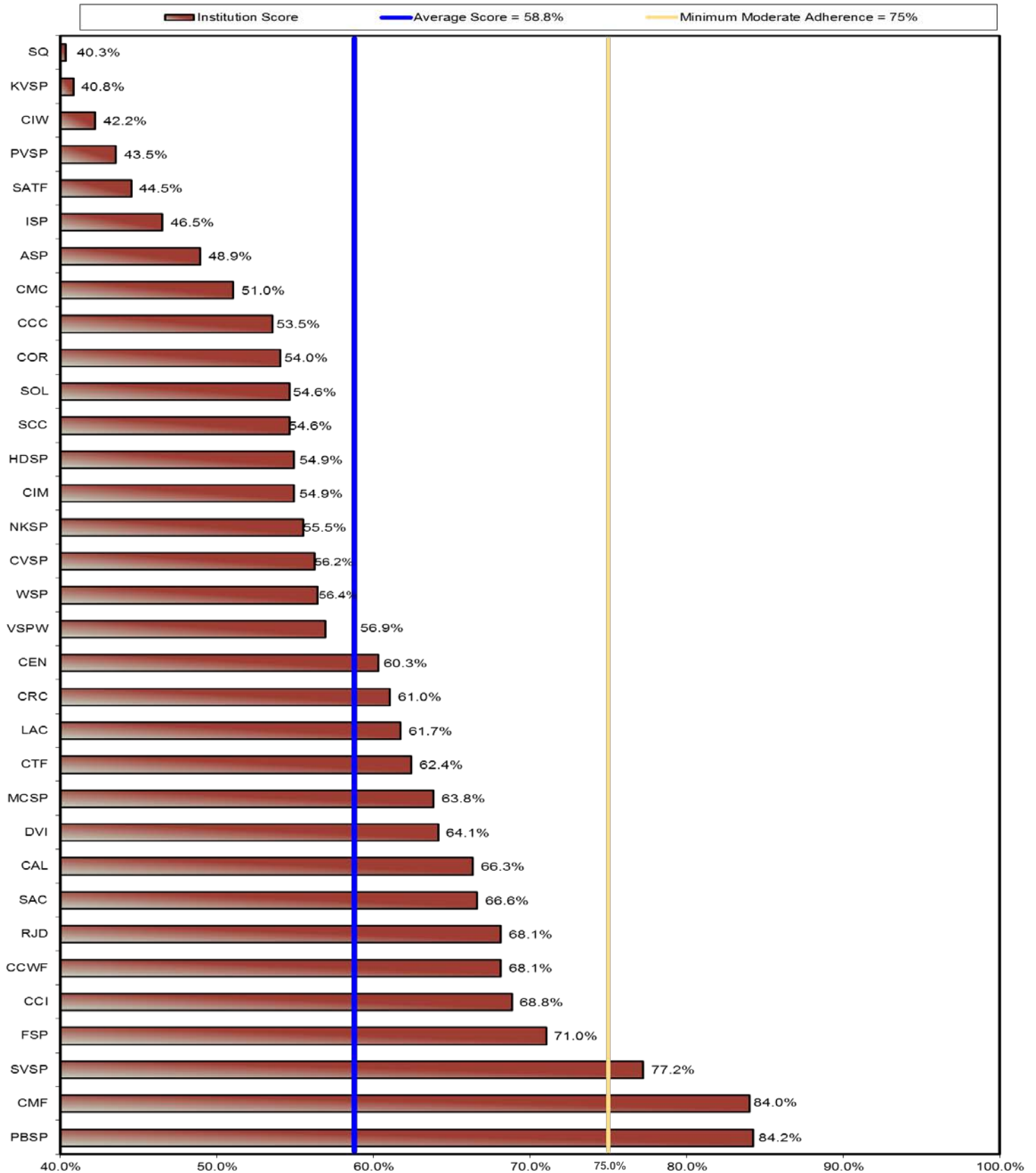
**Chart 5A: Cycle 3 Medication Management Scores by Institution**



**Chart 5B: Cycle 2 Medication Management Scores by Institution**



**Chart 5C: Cycle 1 Medication Management Scores by Institution**





## Access to Providers and Services

The Access to Providers and Services category assesses the institutions' effectiveness in ensuring that inmates are seen by primary care providers or are provided services for routine, urgent, and emergency medical needs according to timelines set by CDCR policy. Effective institution medical care depends on inmates' access to providers and services; a key indicator of appropriate access to providers and services is timeliness. To develop this analysis, 32 questions related to access to providers and services were used from the following medical care components: chronic care, clinical services, health screening, specialty services, urgent services, emergency services, prenatal care/childbirth/post-delivery, diagnostic services, outpatient housing unit, preventive services, and inmate hunger strikes.

***The institutions' average score for the Access to Providers and Services category steadily improved from a low to a high adherence level over the three cycles.*** The 33 institutions' average score in cycle 3 for this category was 87.1 percent (high adherence), an improvement from the cycle 2 average score of 78.6 percent (moderate adherence), and the cycle 1 average score of 65.4 percent (low adherence). For cycle 3, KVSP's score decreased from a moderate adherence level of 76.4 percent to 74.3 percent, making it the only prison scoring in the low adherence level for this category.

**Cycle 3 Key Statistics**  
 Category Average ..... 87.1%  
 Range of Scores 74.3%-98.2%  
 Variation ..... 23.9%

**Number of Institutions with:**  
 High Adherence .....21  
 Moderate Adherence ..... 11  
 Low Adherence ..... 1

### Access to Providers and Services Category Analysis

	Number of Institutions per Adherence Level			Average Adherence Level Score, All Institutions		
	Low Adherence (Below 75%)	Moderate Adherence (75-85%)	High Adherence (85.1-100%)	Low Adherence (Below 75%)	Moderate Adherence (75-85%)	High Adherence (85.1-100%)
Cycle 3	1	11	21			87.1%
Cycle 2	11	13	9		78.6%	
Cycle 1	27	4	2	65.4%		

In analyzing the KVSP results, opportunities for improvement were found in several areas including: timeliness of patient visits, monitoring patients on certain medications, and provisions for inmates on hunger strikes. Specifically, tests in four different component program areas were performed to determine if inmates were seen by a clinician within specified timeframes (as recommended by a registered nurse or as required by policy), and the institution scored in the lower 60<sup>th</sup> percentile on each of the four related questions. In addition, the institution scored zero percent when tested on its monitoring of five inmate-patients on INH (a medication used to treat tuberculosis). Further, KVSP scored only 20 percent on each of two questions regarding hunger strikes and whether a clinician performed daily assessments of hunger strike participants and offered them certain services as required by policy.

## Net Change in Institutional Category Scores between Cycle 2 and Cycle 3

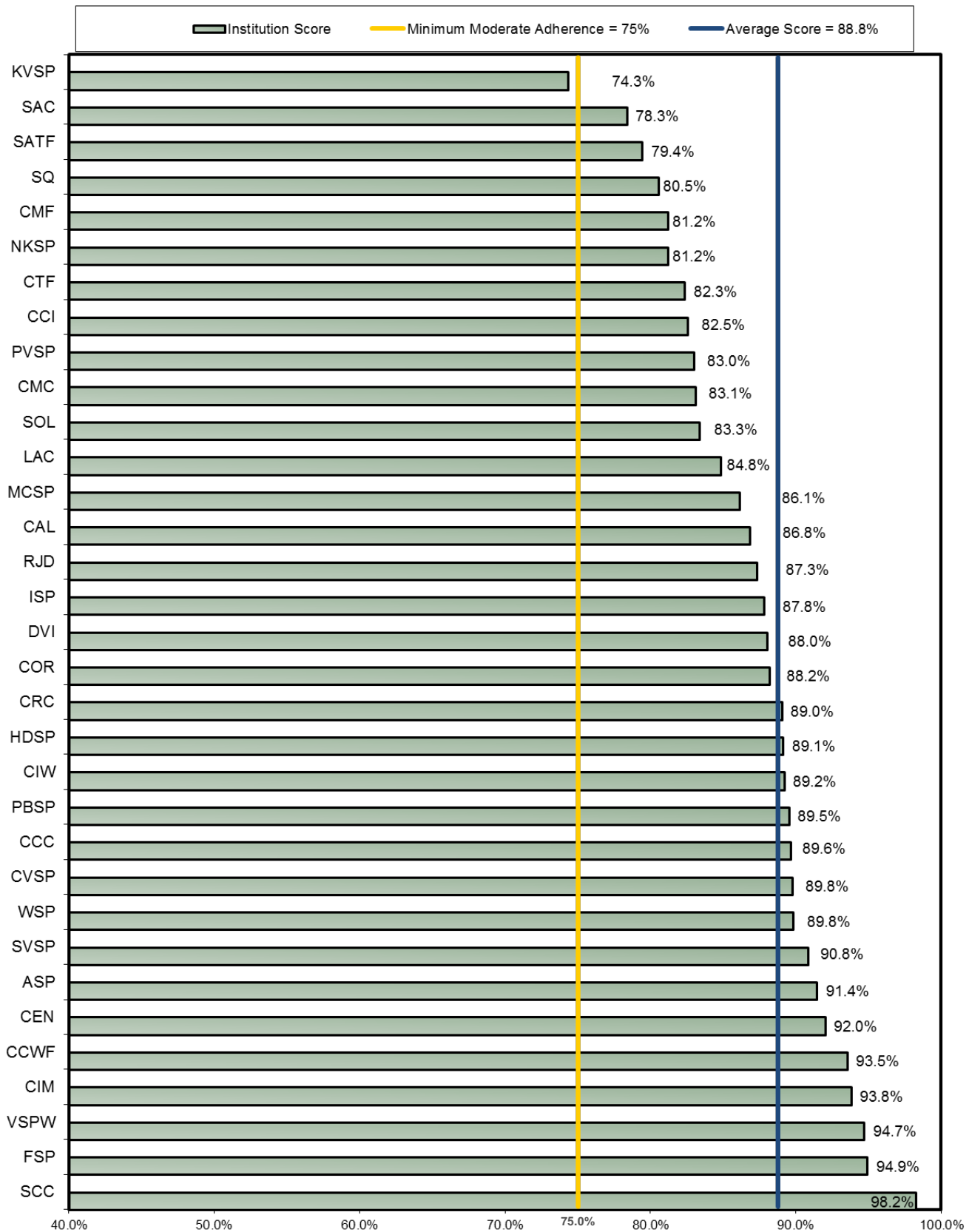
As illustrated in the chart to the right, in addition to KVSP, five other institutions' scores decreased from cycle 2 to cycle 3. Two institutions (CMF and LAC) dropped from a high adherence level to a moderate adherence level in cycle 3. Three other institutions' scores decreased by less than one percent, allowing them to remain at their previous moderate or high adherence levels. These three institutions were Calipatria State Prison (CAL), California Men's Colony (CMC), and CCC.

The remaining 27 institutions improved their Access to Providers and Services category scores from cycle 2 to cycle 3. Sixteen of the 27 institutions improved their category scores by more than 10 percent. Only six institutions received a lower score during cycle 3 than during cycle 2. Of these, CMF had the biggest decrease (5.2 percent).

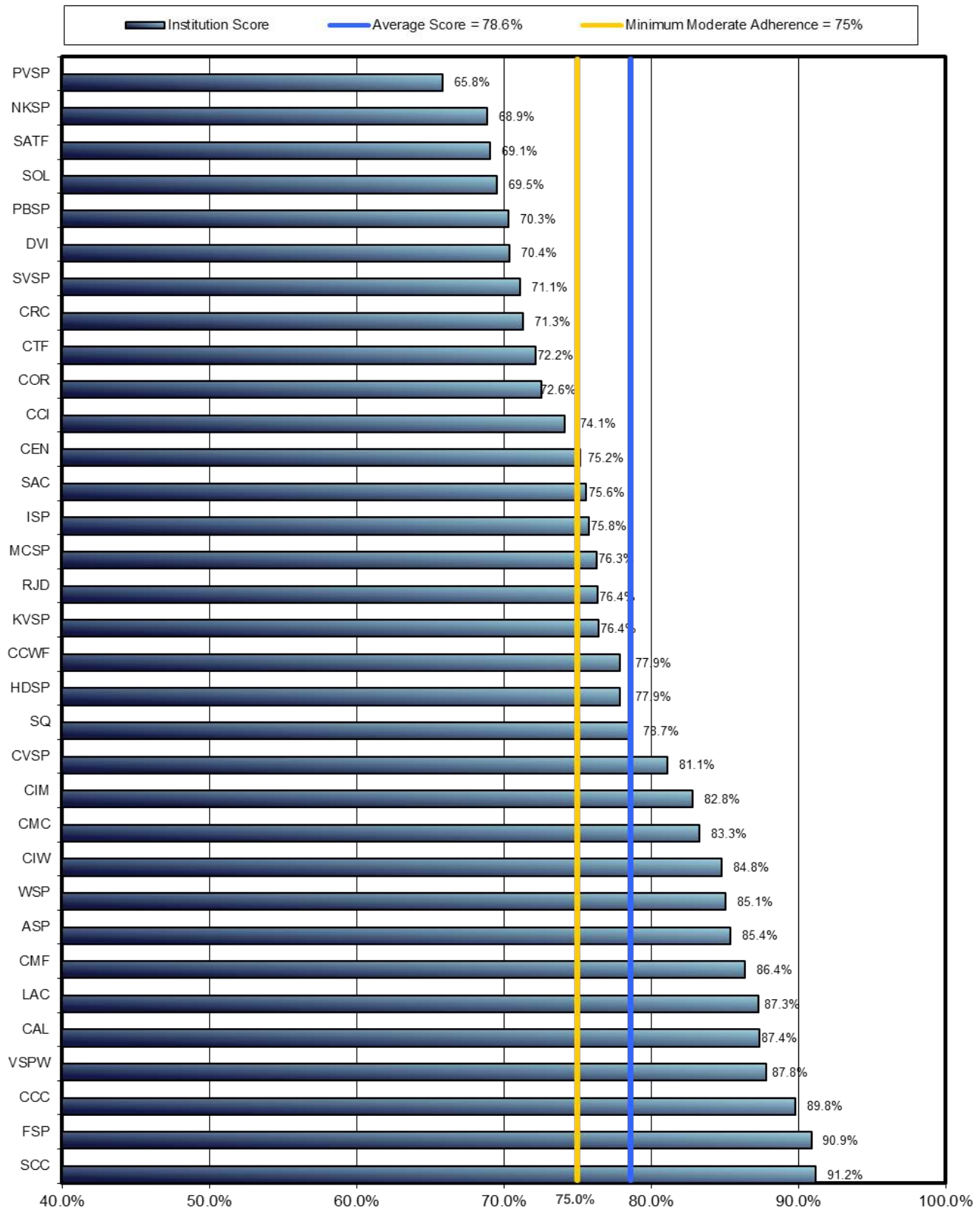
Charts 6A, 6B, and 6C show all 33 institutions' scores in the Access to Providers and Services category, for each of the three cycles.

		Access to Providers and Services		
		Ending Cycle 3 Category Score	Net Improvement From Cycle 2	Net Regression From Cycle 2
<b>High Adherence</b>	SCC	98.2%	7.0%	
	FSP	94.9%	4.0%	
	VSPW	94.7%	6.9%	
	CIM	93.8%	11.0%	
	CCWF	93.5%	15.6%	
	CEN	92.0%	16.8%	
	ASP	91.4%	6.0%	
	SVSP	90.8%	19.7%	
	WSP	89.8%	4.7%	
	CVSP	89.8%	8.7%	
	CCC	89.6%		-0.2%
	PBSP	89.5%	19.2%	
	CIW	89.2%	4.4%	
	HDSP	89.1%	11.2%	
	CRC	89.0%	17.7%	
	COR	88.2%	15.6%	
	DVI	88.0%	17.6%	
	ISP	87.8%	12.0%	
	RJD	87.3%	10.9%	
	<b>Moderate Adherence</b>	CAL	86.8%	
MCSP		86.1%	9.8%	
LAC		84.8%		-2.5%
SOL		83.3%	13.8%	
CMC		83.1%		-0.2%
PVSP		83.0%	17.2%	
CCI		82.5%	8.4%	
CTF		82.3%	10.1%	
NKSP		81.2%	12.3%	
CMF		81.2%		-5.2%
<b>Low Adherence</b>	SQ	80.5%	1.8%	
	SATF	79.4%	10.3%	
	SAC	78.3%	2.7%	
	KVSP	74.3%		-2.1%

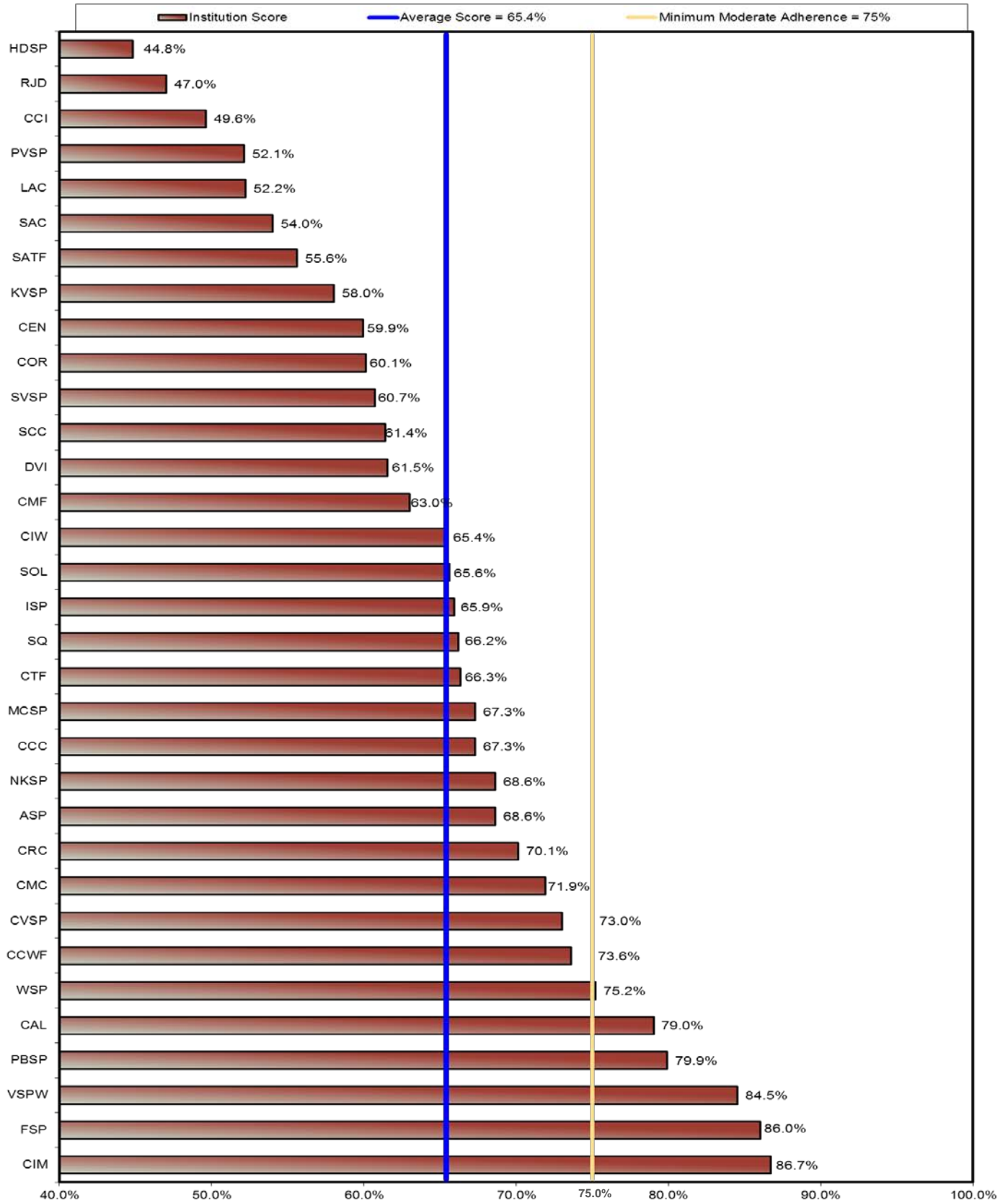
**Chart 6A: Cycle 3 Access to Providers and Services Scores by Institution, Sorted Low to High**



**Chart 6B: Cycle 2 Access to Providers and Services Scores by Institution, Sorted Low to High**



**Chart 6C: Cycle 1 Access to Providers and Services Scores by Institution, Sorted Low to High**



## Primary Care Provider Responsibilities

The Primary Care Provider Responsibilities category assesses how well the institutions' physicians, nurse practitioners, and physician assistants perform their duties and whether processes related to providing clinical care are consistent with policy. To develop this analysis, 26 questions were used from the following medical care components: chronic care, health screening, urgent services, prenatal care/childbirth/post-delivery, diagnostic services, outpatient housing unit, and inmate hunger strikes.

**All 33 institutions achieved either moderate or high adherence in this category for cycle 3.** While most of the institutions improved their performance in the Primary Care Provider Responsibilities category for cycle 3, nine institutions received a lower score than they did in the previous cycle.

No institution scored below the moderate adherence level in cycle 3. Of the 19 institutions achieving high adherence, FSP and LAC had the highest scores at 95.5 percent and 94.3 percent, respectively. Both FSP and LAC increased their scores from cycle 2 to cycle 3 by approximately 10 percent. The institutions receiving the lowest scores were KVSP at 75.3 percent and CMC at 76.8 percent.

**Cycle 3 Key Statistics**

*Category Average* ..... 85.9%  
*Range of Scores* 75.3%-95.5%  
*Variation* ..... 20.2%

**Number of Institutions with:**

High Adherence ..... 19  
 Moderate Adherence ..... 14  
 Low Adherence ..... 0

### Primary Care Provider Responsibilities Category Analysis

	Number of Institutions per Adherence Level			Average Adherence Level Score, All Institutions		
	Low Adherence (Below 75%)	Moderate Adherence (75-85%)	High Adherence (85.1-100%)	Low Adherence (Below 75%)	Moderate Adherence (75-85%)	High Adherence (85.1-100%)
<b>Cycle 3</b>	0	14	19	85.9%		
<b>Cycle 2</b>	4	21	8	81.0%		
<b>Cycle 1</b>	18	14	1	72.1%		

In cycle 3, with an average score of 72 percent, the lowest scoring question in this category applying to all 33 institutions was a question related to providers' untimely documentation of significant abnormal diagnostic test results.

## Net Change in Institutional Category Scores between Cycle 2 and Cycle 3

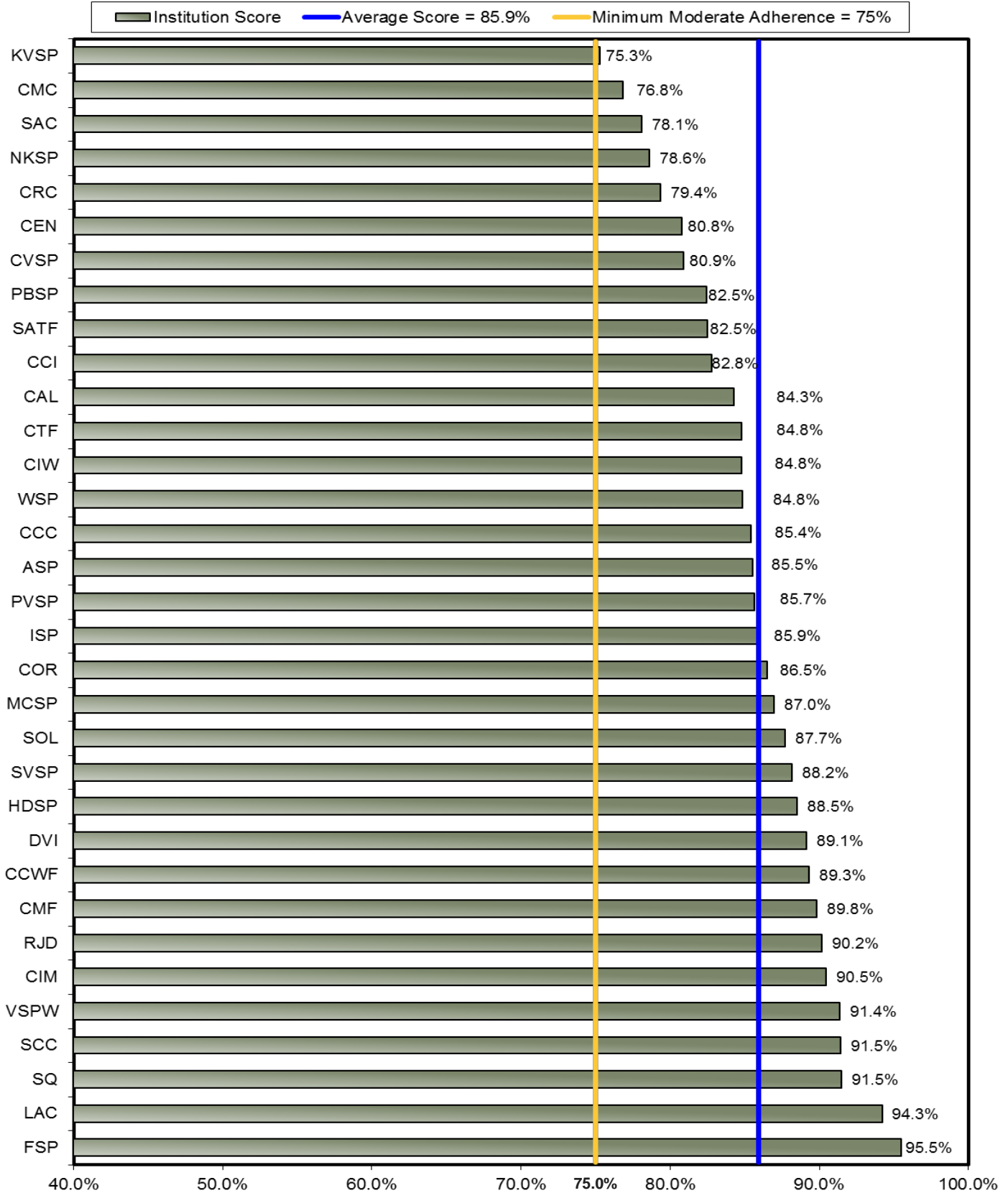
As illustrated in the chart to the right, 24 institutions improved their overall Primary Care Provider Responsibilities scores from cycle 2 to cycle 3, with 6 of those improving their category scores by over 10 percent. While nine institutions received lower scores for cycle 3 than in cycle 2, three of them decreased less than 1 percent, and only one institution had a decrease greater than 5 percent. However, all institutions with scores decreasing from cycle 2 to cycle 3 were still at or above the moderate adherence level for this category.

Charts 7A, 7B, and 7C show all 33 institutions' scores in the Primary Care Provider Responsibilities category for each of the three cycles.

### Primary Care Provider Responsibilities

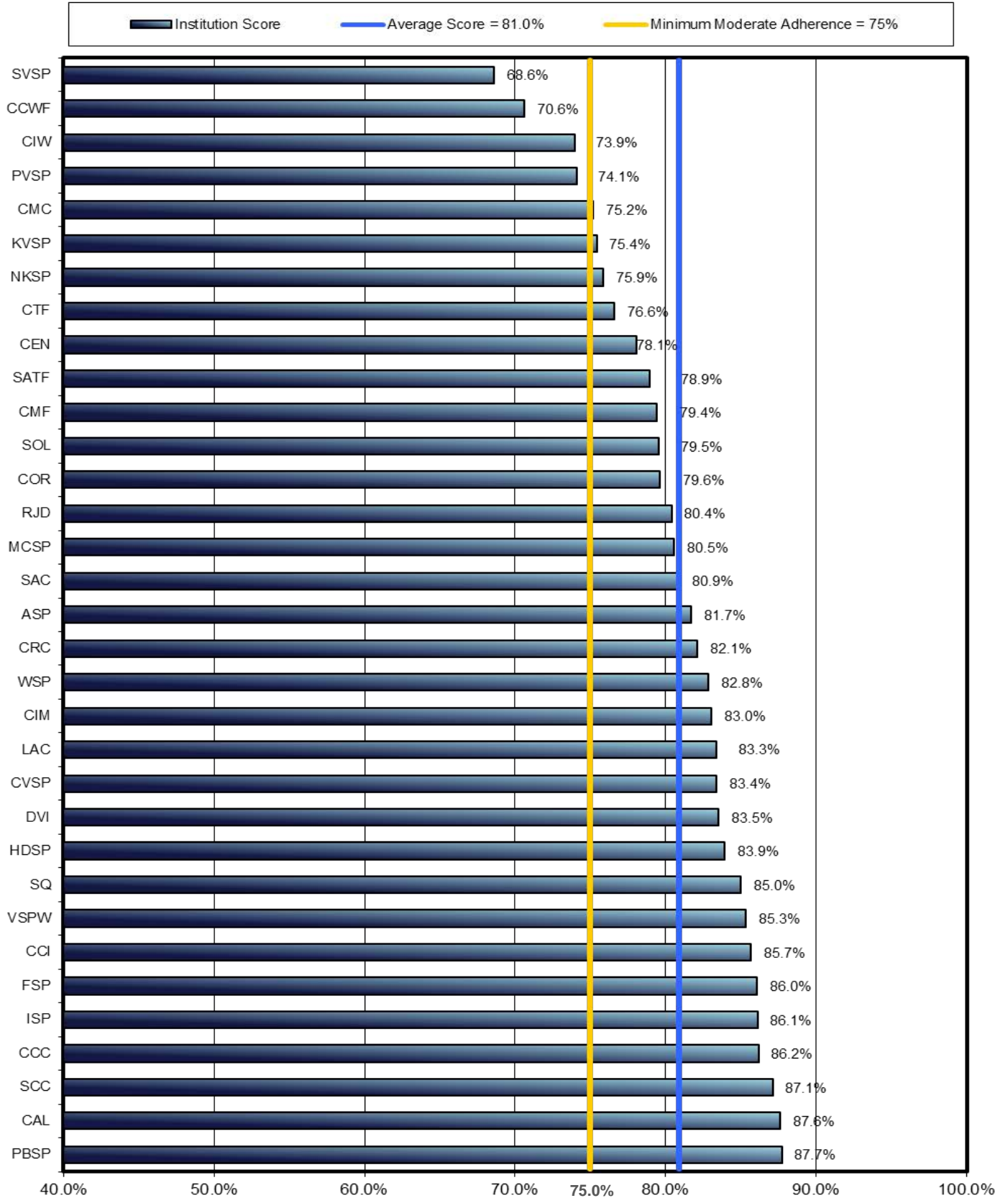
	Ending Cycle 3 Category Score	Net Improvement From Cycle 2	Net Regression From Cycle 2	
<b>High Adherence</b>	FSP	95.5%	9.5%	
	LAC	94.3%	11.0%	
	SQ	91.5%	6.5%	
	SCC	91.5%	4.4%	
	VSPW	91.4%	6.1%	
	CIM	90.5%	7.5%	
	RJD	90.2%	9.8%	
	CMF	89.8%	10.4%	
	CCWF	89.3%	18.7%	
	DVI	89.1%	5.6%	
	HDSP	88.5%	4.6%	
	SVSP	88.2%	19.6%	
	SOL	87.7%	8.2%	
	MCSP	87.0%	6.5%	
	COR	86.5%	6.9%	
	ISP	85.9%		-0.2%
	PVSP	85.7%	11.6%	
ASP	85.5%	3.8%		
<b>Moderate Adherence</b>	CCC	85.4%		-0.8%
	WSP	84.8%	2.0%	
	CIW	84.8%	10.9%	
	CTF	84.8%	8.2%	
	CAL	84.3%		-3.3%
	CCI	82.8%		-2.9%
	SATF	82.5%	3.6%	
	PBSP	82.5%		-5.2%
	CVSP	80.9%		-2.5%
	CEN	80.8%	2.7%	
	CRC	79.4%		-2.7%
	NKSP	78.6%	2.7%	
	SAC	78.1%		-2.8%
	CMC	76.8%	1.6%	
	KVSP	75.3%		-0.1%

**Chart 7A: Cycle 3 Primary Care Provider Responsibilities Scores by Institution, Sorted Low to High**

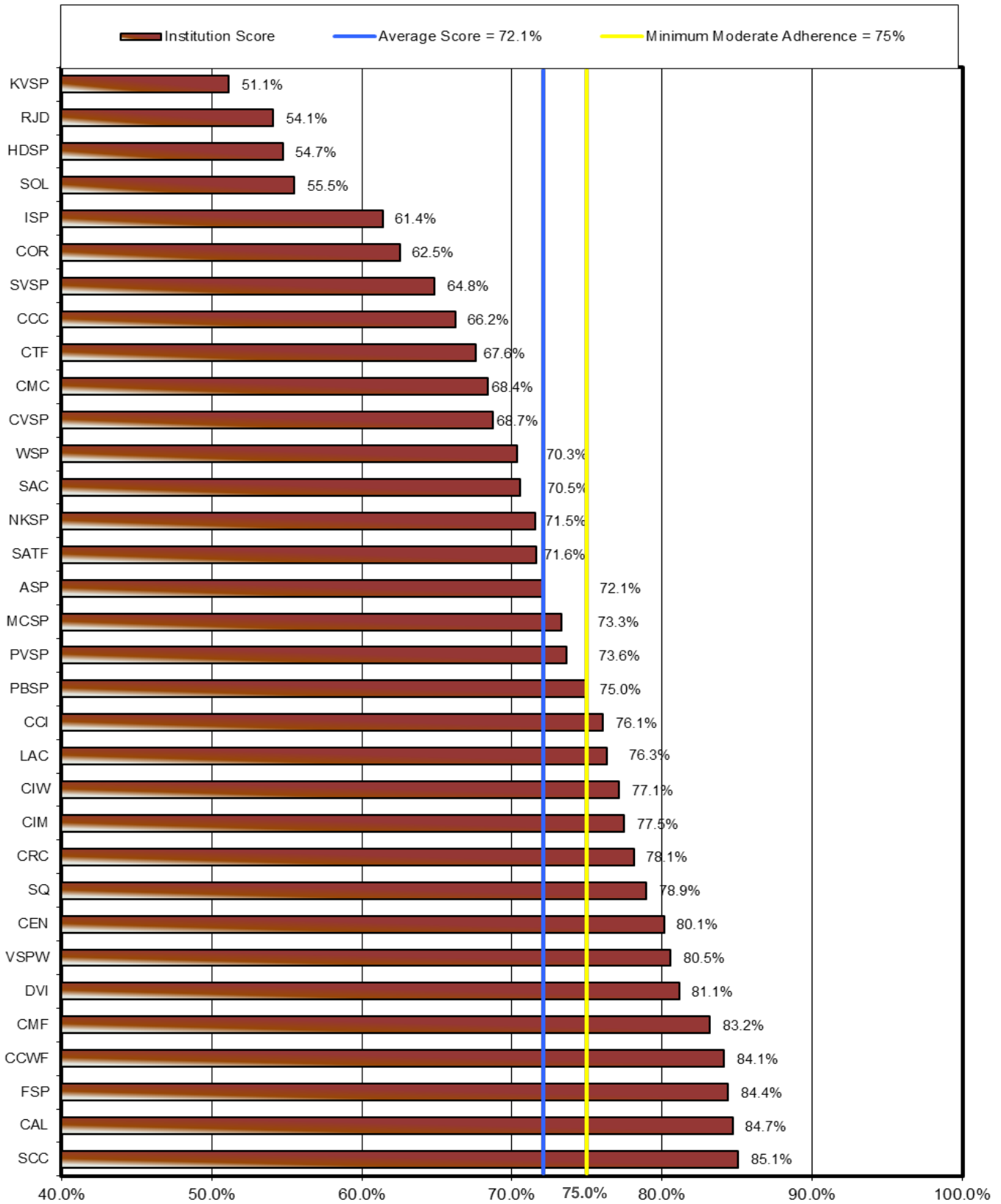




**Chart 7B: Cycle 2 Primary Care Provider Responsibilities Scores by Institution, Sorted Low to High**



**Chart 7C: Cycle 1 Primary Care Provider Responsibilities Scores by Institution, Sorted Low to High**



## Continuity of Care

The Continuity of Care category evaluates the medical care inmates receive when they move within an institution, move between institutions, or return from a specialty service or outside hospitalization. To develop this analysis, 18 questions were used from the following medical care components: health screening, specialty services, urgent services, outpatient housing unit, inmate transfers, and clinic operations.

**Every prison exceeded 75 percent, achieving a moderate or high adherence for Continuity of Care, and only two institutions received a lower cycle 3 score in this category when compared to cycle 2.**

The 33 institutions' average cycle 3 score in this category was 91 percent, an 8.5 percent increase from cycle 2, in which institutions scored an average of 82.5 percent. Of the 30 institutions receiving a high adherence score of 85.1 percent or higher, 20 received scores in the 90<sup>th</sup> percentile. CIM and VSPW received the highest scores, at 97.3 and 97.1 percent, respectively. Only three institutions [CMF, PBSP, and North Kern State Prison (NKSP)] received scores below the high adherence level. Although CMF and PBSP received the lowest scores at 79.3 and 81.7 percent, respectively, they still scored within the moderate adherence level.

**Cycle 3 Key Statistics**

Category Average .....91.0%

Range of Scores ...79.3%-97.3%

Variation .....18.0%

**Number of Institutions with:**

High Adherence .....30

Moderate Adherence .....3

Low Adherence .....0

### Continuity of Care Category Analysis

	Number of Institutions per Adherence Level			Average Adherence Level Score, All Institutions		
	Low Adherence <b>(Below 75%)</b>	Moderate Adherence <b>(75-85%)</b>	High Adherence <b>(85.1-100%)</b>	Low Adherence <b>(Below 75%)</b>	Moderate Adherence <b>(75-85%)</b>	High Adherence <b>(85.1-100%)</b>
<b>Cycle 3</b>	0	3	30	91.0%		
<b>Cycle 2</b>	5	14	14	82.5%		
<b>Cycle 1</b>	13	17	3	76.1%		

Within the Continuity of Care category, the question that received the lowest average score (75 percent across all 33 institutions) related to specialty services. Six prisons scored below 60 percent when tested on whether a primary care provider reviewed specialists' reports and saw the inmate for a follow-up appointment within specified timelines.

## Net Change in Institutional Category Scores between Cycle 2 and Cycle 3

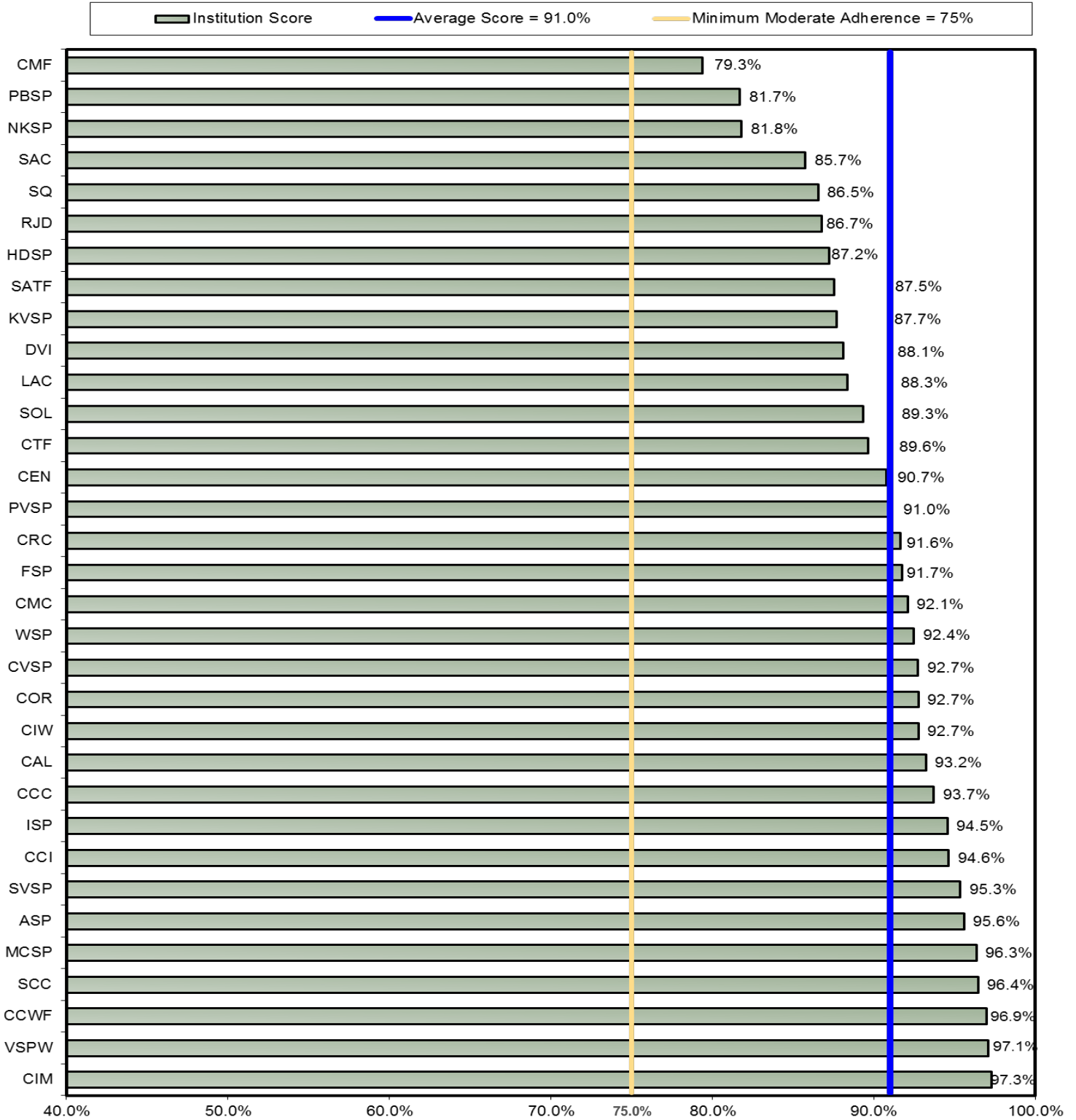
As shown in the chart to the right, 31 institutions improved their overall Continuity of Care scores from cycle 2 to cycle 3. Twelve of those institutions improved their category scores by more than 10 percent, including Mule Creek State Prison (MCSP), with the highest improvement rate of 24 percent. CMF and FSP were the only institutions to receive lower scores for this category in cycle 3 than in cycle 2, yet both institutions had less than a 1.5 percent decrease from their cycle 2 scores and still met or exceeded the moderate adherence level.

Four institutions, High Desert State Prison (HDSP), KVSP, MCSP, and RJ Donovan (RJD), achieved notable improvement in the Continuity of Care category, raising their compliance from low adherence in cycle 2 to high adherence in cycle 3.

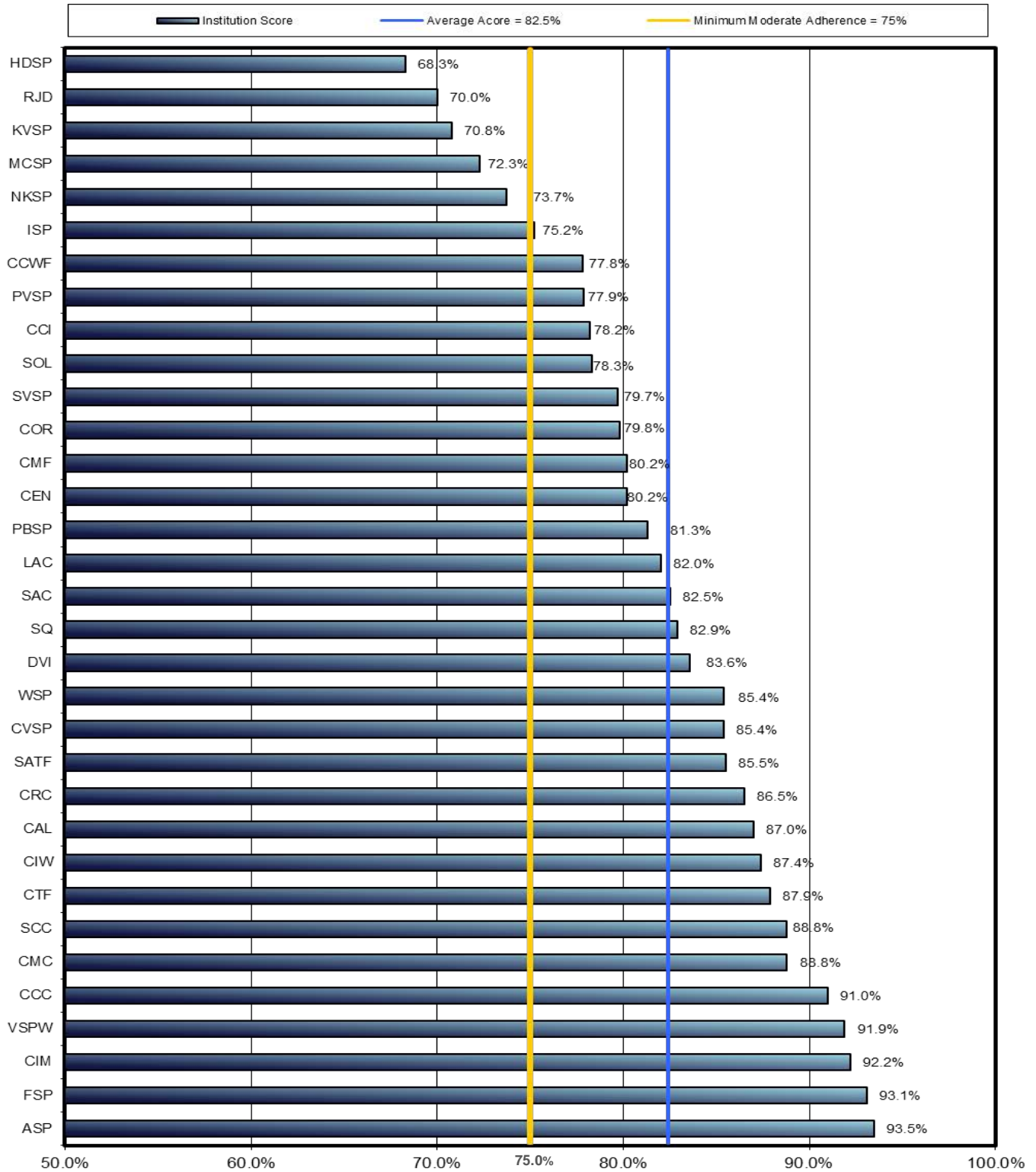
Charts 8A, 8B, and 8C show all 33 institutions' scores in the Continuity of Care category, for each of the three cycles.

		Continuity of Care		
		Ending Cycle 3 Category Score	Net Improvement From Cycle 2	Net Regression From Cycle 2
<b>High Adherence</b>	CIM	97.3%	5.1%	
	VSPW	97.1%	5.2%	
	CCWF	96.9%	19.1%	
	SCC	96.4%	7.6%	
	MCSP	96.3%	24.0%	
	ASP	95.6%	2.1%	
	SVSP	95.3%	15.6%	
	CCI	94.6%	16.4%	
	ISP	94.5%	19.3%	
	CCC	93.7%	2.7%	
	CAL	93.2%	6.2%	
	CIW	92.7%	5.3%	
	COR	92.7%	12.9%	
	CVSP	92.7%	7.3%	
	WSP	92.4%	7.0%	
	CMC	92.1%	3.3%	
	FSP	91.7%		-1.4%
	CRC	91.6%	5.1%	
	PVSP	91.0%	13.1%	
	CEN	90.7%	10.5%	
	CTF	89.6%	1.7%	
	SOL	89.3%	11.0%	
	LAC	88.3%	6.3%	
	DVI	88.1%	4.5%	
	KVSP	87.7%	16.9%	
	SATF	87.5%	2.0%	
	HDSP	87.2%	18.9%	
	RJD	86.7%	16.7%	
	SQ	86.5%	3.6%	
	SAC	85.7%	3.2%	
	<b>Moderate Adherence</b>	NKSP	81.8%	8.1%
PBSP		81.7%	0.4%	
CMF		79.3%		-0.9%

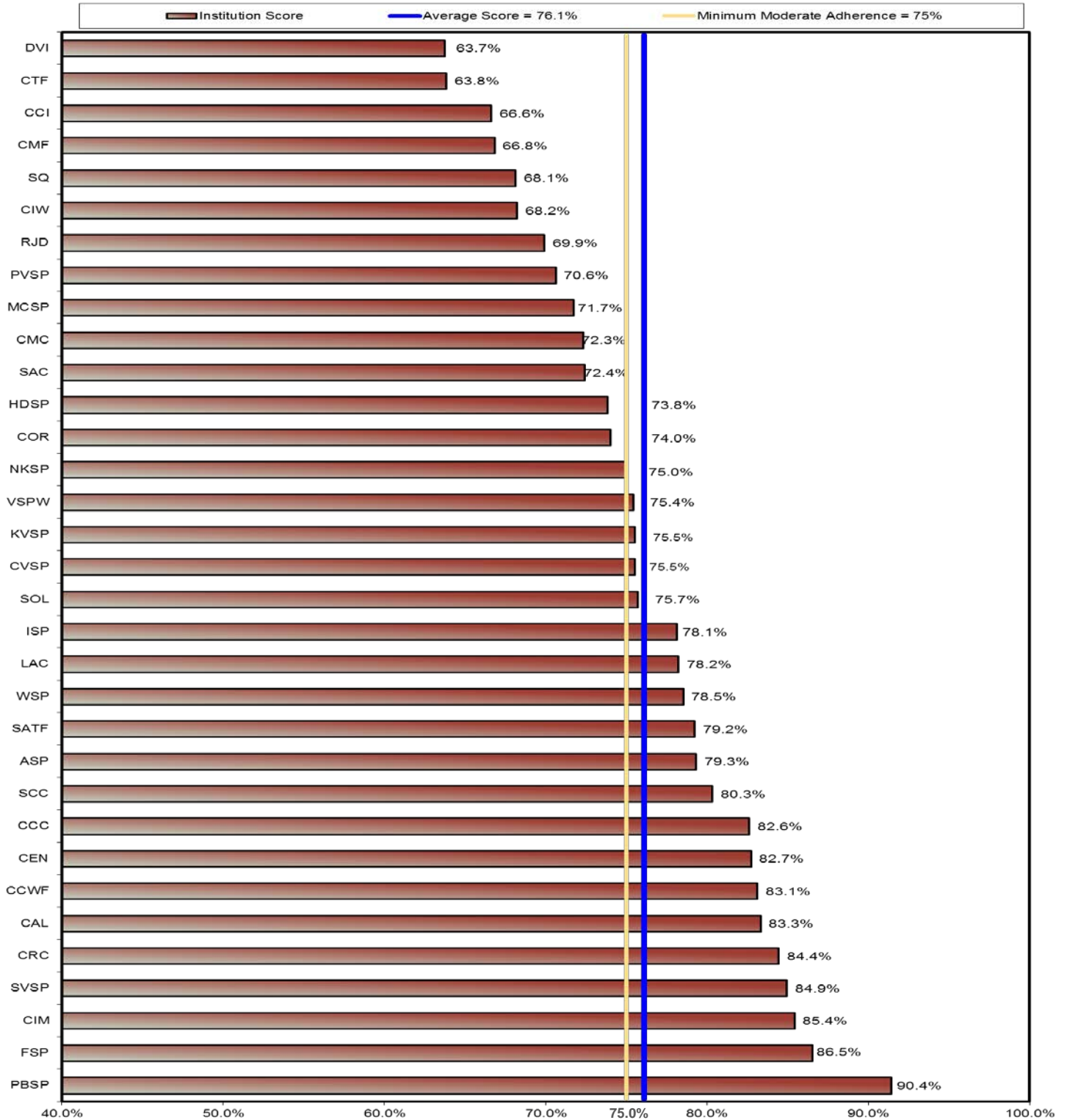
**Chart 8A: Cycle 3 Continuity of Care Score by Institution, Sorted Low to High**



**Chart 8B: Cycle 2 Continuity of Care Score by Institution, Sorted Low to High**



**Chart 8C: Cycle 1 Continuity of Care Scores by Institution, Sorted Low to High**



## Nurse Responsibilities

The Nurse Responsibilities category evaluates how well the institutions' registered nurses and licensed vocational nurses perform their duties and whether processes for providing nursing care are consistent with policy. To develop this analysis, 19 questions were used from the following medical care components: clinical services, health screening, urgent services, emergency services, prenatal care/childbirth/post-delivery, inmate transfers, clinic operations, and inmate hunger strikes.

**All but one institution improved their category score in cycle 3 from cycle 2, and only five of 33 institutions scored below the high adherence level in this category.** The 33 institutions' average score for Nurse Responsibilities in cycle 3 was 91.2 percent, and 28 of the 33 institutions achieved scores in the high adherence level. Avenal State Prison's (ASP) score of 99.3 percent was the highest. Five institutions achieved moderate adherence, and no institution scored below 75 percent (low adherence).

### Cycle 3 Key Statistics

Category Average ..... 91.2%  
 Range of Scores 80.6%-99.3%  
 Variation ..... 18.7%

Number of Institutions with:  
 High Adherence.....28  
 Moderate Adherence.....5  
 Low Adherence.....0

Only CMF received a lower score in cycle 3 than in cycle 2, declining by approximately 3 percent. CMF also received the lowest cycle 3 score in the Nurse Responsibilities category at 80.6 percent (moderate adherence level).

### Nurse Responsibilities Category Analysis

	Number of Institutions per Adherence Level			Average Adherence Level Score, All Institutions		
	Low Adherence (Below 75%)	Moderate Adherence (75-85%)	High Adherence (85.1-100%)	Low Adherence (Below 75%)	Moderate Adherence (75-85%)	High Adherence (85.1-100%)
Cycle 3	0	5	28	91.2%		
Cycle 2	3	20	10	82.4%		
Cycle 1	10	13	10	80.2%		

Within the Nurse Responsibilities category, the question that scored lowest was related to emergency services, with all institutions averaging 79 percent on this question. Contributing to this low average, eight institutions scored between 0 percent and 60 percent when tested on whether medical emergency responders used proper equipment to address emergencies and whether medical care provided was within the scope of the responder's license.



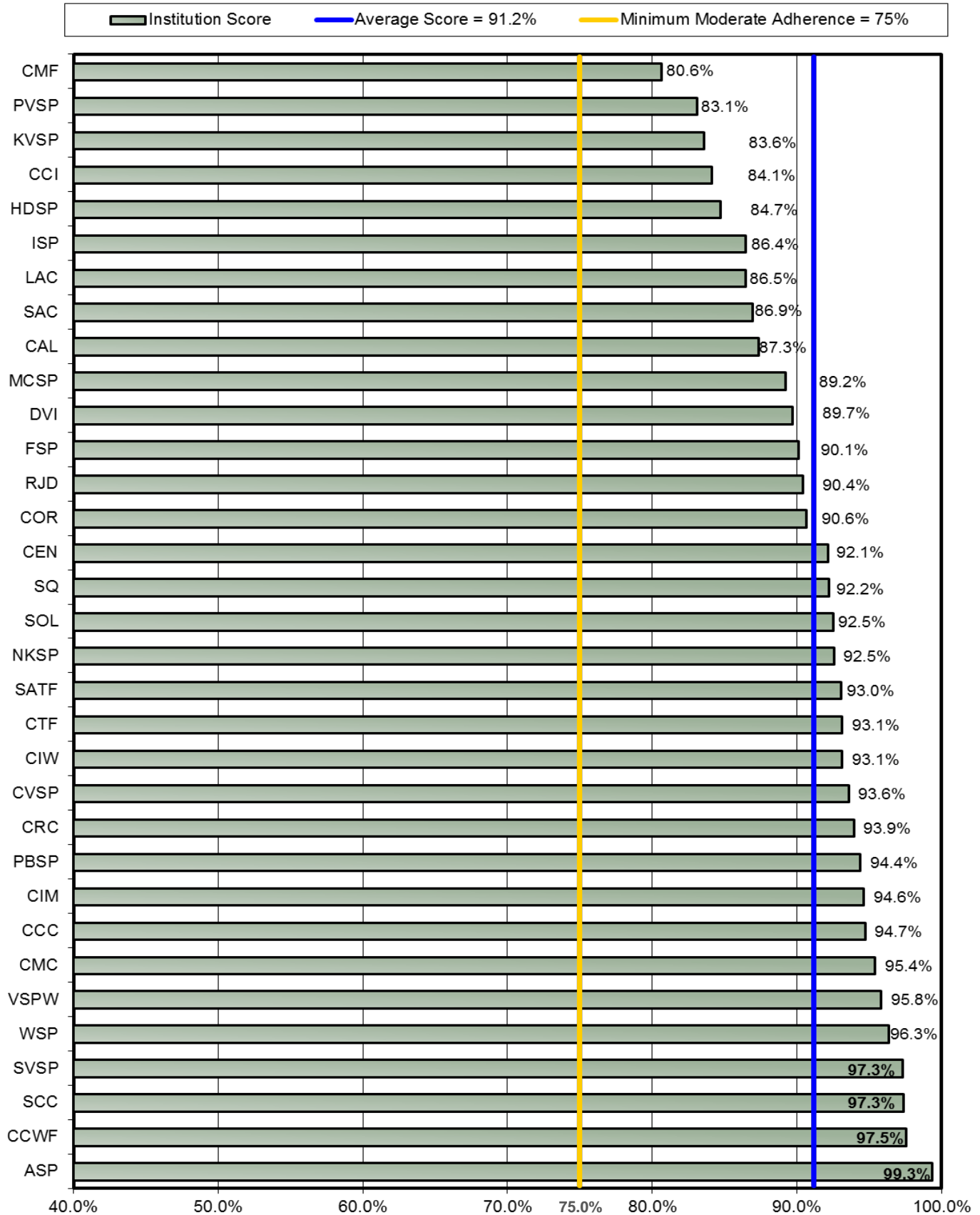
## Net Change in Institutional Category Scores between Cycle 2 and Cycle 3

As detailed in the chart to the right, 32 institutions improved their overall Nurse Responsibilities category scores from cycle 2 to cycle 3, with 12 of those institutions improving their scores by over 10 percent. Only one institution (CMF) received a lower score in cycle 3 than in cycle 2, but the decrease was only 2.9 percent, and the institution maintained the moderate adherence level it achieved in cycle 2.

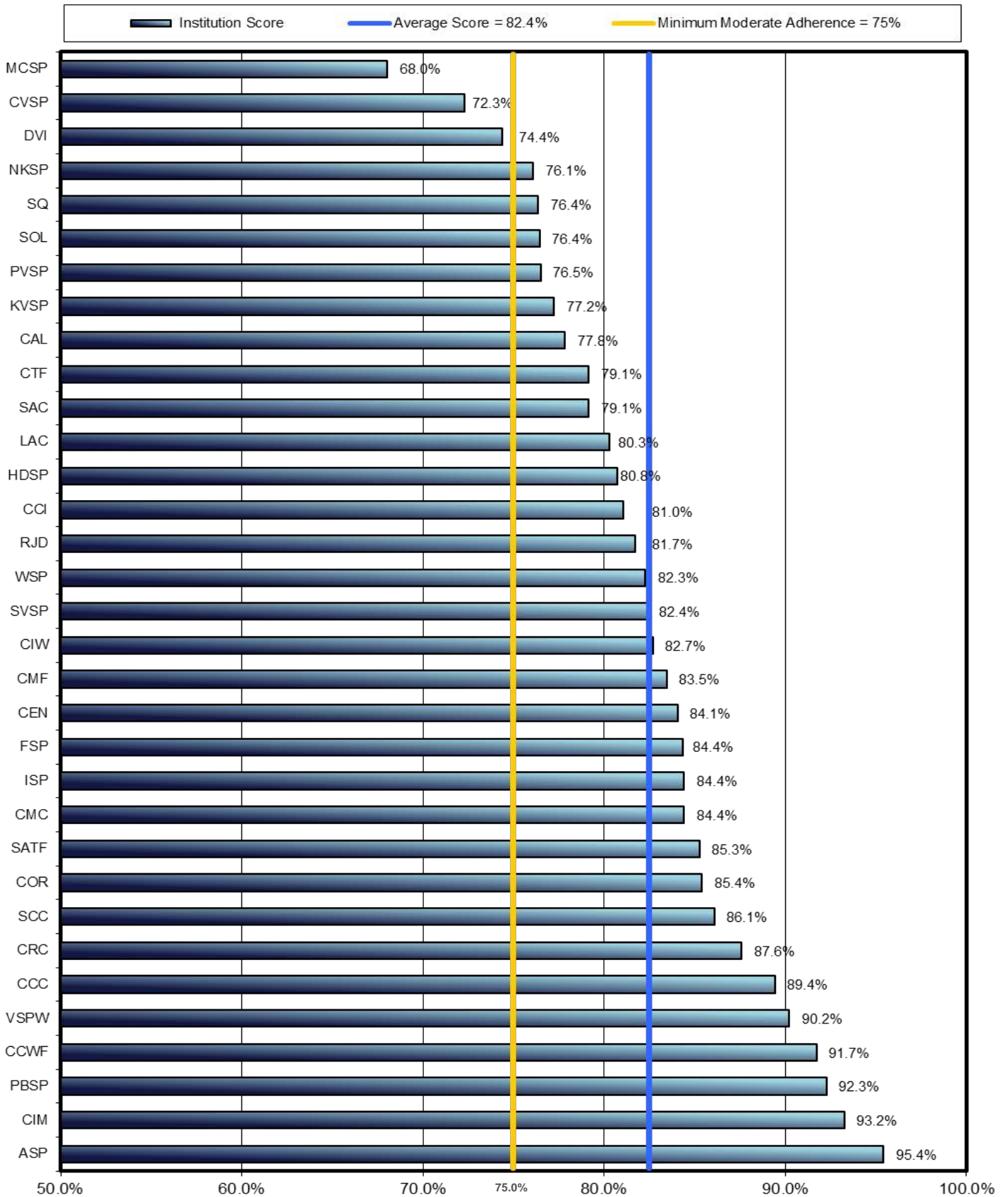
Charts 9A, 9B, and 9C show all 33 institutions' scores in the Nurse Responsibilities category, for each of the three cycles.

		Nurse Responsibilities		
		Ending Cycle 3 Category Score	Net Improvement From Cycle 2	Net Regression From Cycle 2
<b>High Adherence</b>	ASP	99.3%	3.9%	
	CCWF	97.5%	5.8%	
	SVSP	97.3%	14.9%	
	SCC	97.3%	11.2%	
	WSP	96.3%	14.0%	
	VSPW	95.8%	5.6%	
	CMC	95.4%	11.0%	
	CCC	94.7%	5.3%	
	CIM	94.6%	1.4%	
	PBSP	94.4%	2.1%	
	CRC	93.9%	6.3%	
	CVSP	93.6%	21.3%	
	CTF	93.1%	14.0%	
	CIW	93.1%	10.4%	
	SATF	93.0%	7.7%	
	NKSP	92.5%	16.4%	
	SOL	92.5%	16.1%	
	SQ	92.2%	15.8%	
	CEN	92.1%	8.0%	
	COR	90.6%	5.2%	
RJD	90.4%	8.7%		
FSP	90.1%	5.7%		
DVI	89.7%	15.3%		
MCSP	89.2%	21.2%		
CAL	87.3%	9.5%		
SAC	86.9%	7.8%		
LAC	86.5%	6.2%		
ISP	86.4%	2.0%		
<b>Moderate Adherence</b>	HDSP	84.7%	3.9%	
	CCI	84.1%	3.1%	
	KVSP	83.6%	6.4%	
	PVSP	83.1%	6.6%	
	CMF	80.6%		-2.9%

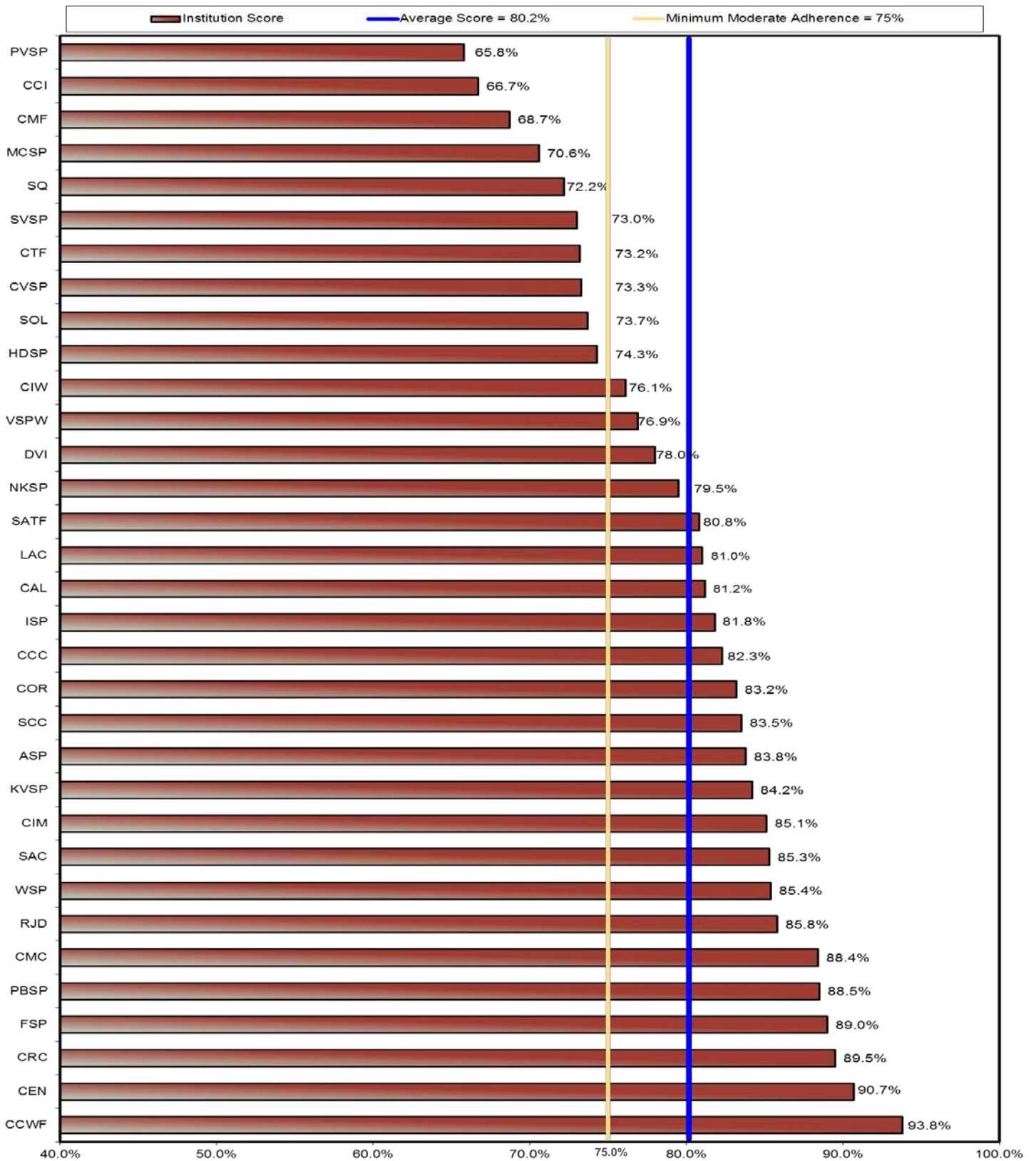
**Chart 9A: Cycle 3 Nurse Responsibilities Scores by Institution, Sorted Low to High**



**Chart 9B: Cycle 2 Nurse Responsibilities Scores by Institution, Sorted Low to High**



**Chart 9C: Cycle 1 Nurse Responsibilities Scores by Institution, Sorted Low to High**



## Conclusion

Most institutions' overall scores increased significantly across the three cycles of medical inspections. This indicates the Receiver and CDCR are showing improvement in their adherence to health care policies and procedures.

Overall scores are based on testing in 20 components of medical care delivery. Thus, improvements in overall scores from cycle 1 to cycle 3 indicate improvements in the scores for the individual 20 components. For example, in cycle 3, nine of the 33 institutions met or exceeded the 75 percent minimum score for moderate adherence in all 20 components. This compares favorably to cycle 2 where only two institutions met or exceeded 75 percent and contrasts with cycle 1 where no institution achieved at least 75 percent in all 20 components.

For cycle 3, all 33 institutions achieved overall inspection scores exceeding the 75 percent minimum score for moderate adherence, and 25 of these institutions achieved high adherence scores exceeding 85 percent. In cycle 3, the highest scoring institutions were FSP with a score of 93.4 percent, SCC with a score of 93 percent, and VSPW with a score of 92.6 percent. The lowest scoring prisons were KVSP with a score of 77.6 percent, CMF with a score of 79.1 percent, and SAC with a score of 79.2 percent. This range of scores represents a significant improvement over previous cycles. In cycle 2, the scores ranged from 73 percent to 89.5 percent, and in cycle 1, no scores reached the high adherence level, with scores ranging from 62.4 percent to 83.2 percent.

When the medical component results were examined based on how the components function together to deliver health care in the five general medical care categories, scoring improvements were again demonstrated over the three cycles. The average category scores for cycle 3 are: Continuity of Care - 90.7 percent, Access to Providers and Services - 88.1 percent, Nurse Responsibilities - 86.8 percent, Medication Management - 87.4 percent, and Primary Care Provider Responsibilities - 87.1 percent.

As illustrated above, the average scores for all five categories are at the high adherence level in cycle 3, compared to moderate adherence average scores in cycle 2. In cycle 1, institutions' average scores were at the low adherence level for three of the five categories, and at the moderate adherence level for the other two categories.

Consistency in medical care and adherence to policies and procedures is steadily improving. The upward trend in both overall scores and individual medical category scores indicates continued progress in providing health care that adheres to CDCR's medical policies and procedures.

# APPENDICES

***Chronic Care:*** Examines how well the institution provided care and medication to inmates with specific chronic care conditions, which are those that affect (or have the potential to affect) an inmate's functioning and long-term prognosis for more than six months. The inspection tests anti-coagulation therapy and the following chronic care conditions: asthma, diabetes, HIV (Human Immunodeficiency Virus), and hypertension.

***Clinical Services:*** Evaluates the inmate's access to primary health care services and focuses on inmates who recently received services from any of the institution's facilities or administrative segregation unit clinics. This component evaluates sick call processes (doctor or nurse line), medication management, and nursing.

***Health Screening:*** Focuses on the institution's process for screening new inmates upon arrival to the institution for health care conditions that require treatment and monitoring, as well as ensuring inmates' continuity of care.

***Specialty Services:*** Focuses on the institution's process for approving, denying, and scheduling services that are outside the specialties of the institution's medical staff. Common examples of these services include cardiology services, physical therapy, oncology services, podiatry consultations, and neurology services.

***Urgent Services:*** Addresses the care provided by the institution to inmates before and after they were sent to a community hospital.

***Emergency Services:*** Examines how well the institution responded to inmate medical emergencies.

***Prenatal Care/Childbirth/Post-delivery:*** Focuses on the prenatal and post-delivery medical care provided to pregnant inmates. This component is not applicable at men's institutions.

***Diagnostic Services:*** Addresses the timeliness of radiology (x-ray) and laboratory services and whether the prison followed up on clinically significant results.

***Access to Health Care Information:*** Addresses the prison's effectiveness in filing, storing, and retrieving medical records and medical-related information.

***Outpatient Housing Unit:*** Determines whether the institution followed department policies and procedures when placing inmates in the outpatient housing unit.<sup>5</sup> This component also evaluates whether the placement provided the inmate with adequate care and whether the physician's plan addressed the placement diagnosis.

---

<sup>5</sup> An outpatient housing unit (OHU) is a facility that provides outpatient health services to inmates and assists them with the activities of daily living.

**Internal Reviews:** Focuses on the activities of the prison's Quality Management Committee and Emergency Medical Response Review Committee. This component also evaluates the timeliness of the inmates' medical appeals, and the prison's use of inmate death reviews

**Inmate Transfers:** Focuses on inmates pending transfer to determine whether the sending institution documented medication and medical conditions to assist the receiving institution in providing continuity of care.

**Clinic Operations:** Addresses the general operational aspects of the institution's facility clinics. Generally, the questions in this component relate to the cleanliness of the clinics, privacy afforded to inmates during non-emergency visits, use of priority passes (slips of paper the inmates carries for scheduled medical appointments), and availability of health care request forms.

**Preventive Services:** Focuses on inmate cancer screening, tuberculosis evaluation, and influenza immunizations.

**Pharmacy Services:** Addresses whether the institution's pharmacy complies with various operational policies, such as conducting periodic inventory counts, maintaining the currency of medications in its crash carts and after-hours medication supplies, and having valid permits. In addition, this component also addresses whether the pharmacy has an effective process for screening medication orders for potential adverse reactions/interactions.

**Other Services:** Examines additional areas that are not captured in the other components. The areas evaluated in this component include the institution's provision of therapeutic diets, its handling of inmates who display poor hygiene, and the availability of the current version of the department's Inmate Medical Services Policies and Procedures.

**Inmate Hunger Strikes:** Examines medical staff's monitoring of inmates participating in hunger strikes lasting more than three days.

**Chemical Agent Contraindications:** Addresses the institution's process for handling inmates who may be predisposed to an adverse outcome from calculated uses of force (cell extractions) involving Oleoresin Capsicum (OC), which is commonly referred to as "pepper spray." For example, this might occur if the inmate has asthma.

**Staffing Levels and Training:** Examines the institution's medical staffing levels and training provided.

**Nursing Policy:** Determines whether the institution maintains written policies and procedures for the safe and effective provision of quality nursing care. The questions in this component also determine whether nursing staff review their duty statements and whether supervisors periodically review the work of nurses to ensure they properly follow established nursing protocols.



**APPENDIX B**  
**Institutions' Scores by Component – Cycles 3, 2, and 1**  
**Page 1 of 6**

COMPONENT	1			2			3			4			5			6		
	ASP			CAL			CCC			CCI			CCWF			CEN		
	Cycle 3	Cycle 2	Cycle 1	Cycle 3	Cycle 2	Cycle 1	Cycle 3	Cycle 2	Cycle 1	Cycle 3	Cycle 2	Cycle 1	Cycle 3	Cycle 2	Cycle 1	Cycle 3	Cycle 2	Cycle 1
<b>Chronic Care</b>	83.2%	73.2%	59.2%	80.9%	82.0%	75.0%	78.3%	80.8%	45.7%	82.0%	73.2%	61.8%	91.4%	64.4%	73.2%	75.7%	71.7%	80.9%
<b>Clinical Services</b>	93.6%	86.4%	64.4%	91.4%	70.6%	60.1%	91.1%	92.5%	65.9%	90.1%	72.4%	57.4%	88.1%	76.7%	74.1%	89.3%	74.5%	80.1%
<b>Health Screening</b>	96.8%	84.0%	80.7%	77.5%	83.6%	80.0%	92.1%	78.7%	80.6%	79.1%	76.0%	78.3%	95.6%	86.3%	84.3%	87.4%	80.0%	77.8%
<b>Specialty Services</b>	87.3%	89.6%	74.1%	89.9%	89.6%	74.5%	89.7%	89.6%	70.7%	72.1%	86.6%	57.3%	81.1%	73.3%	52.6%	96.2%	83.2%	59.6%
<b>Urgent Services</b>	91.0%	82.9%	70.2%	78.8%	85.3%	88.3%	86.4%	82.7%	83.7%	76.8%	76.4%	82.7%	82.5%	69.3%	89.4%	83.9%	72.4%	80.2%
<b>Emergency Services</b>	96.6%	79.8%	78.1%	76.6%	87.8%	85.2%	85.9%	100.0%	89.7%	89.7%	82.2%	77.9%	91.0%	66.9%	80.1%	96.9%	78.3%	76.7%
<b>Prenatal Care/Childbirth/ Post-Delivery</b>	N/A	N/A	N/A	N/A	N/A	N/A	N/A	N/A	N/A	N/A	N/A	N/A	100.0%	N/A	N/A	N/A	N/A	N/A
<b>Diagnostic Services</b>	93.1%	95.2%	86.7%	79.6%	73.7%	57.5%	94.6%	80.8%	70.8%	90.4%	78.3%	60.4%	93.3%	65.2%	83.8%	83.8%	68.3%	74.4%
<b>Access to Healthcare Information</b>	51.0%	90.2%	19.6%	90.2%	95.1%	37.3%	80.4%	100.0%	77.5%	82.4%	72.5%	54.9%	66.7%	82.4%	53.9%	82.4%	49.0%	82.4%
<b>Outpatient Housing Unit</b>	95.4%	95.6%	71.3%	99.2%	91.9%	92.5%	86.3%	97.1%	82.3%	100.0%	92.7%	73.3%	N/A	N/A	N/A	N/A	N/A	N/A
<b>Internal Reviews</b>	78.0%	73.0%	65.5%	79.3%	73.0%	75.0%	100.0%	83.2%	85.5%	87.5%	76.3%	60.0%	100.0%	85.5%	97.9%	68.3%	70.0%	60.8%
<b>Inmate Transfers</b>	94.7%	100.0%	100.0%	100.0%	76.7%	100.0%	100.0%	86.0%	92.6%	95.3%	81.3%	43.2%	93.6%	95.3%	100.0%	100.0%	84.1%	100.0%
<b>Clinic Operations</b>	100.0%	100.0%	93.9%	95.5%	93.9%	100.0%	97.6%	100.0%	97.0%	95.5%	100.0%	90.6%	100.0%	100.0%	85.9%	100.0%	91.5%	81.8%
<b>Preventive Services</b>	100.0%	94.3%	60.3%	93.3%	94.3%	48.3%	88.7%	90.0%	36.7%	86.3%	62.3%	7.3%	94.0%	81.0%	58.7%	94.3%	58.7%	19.0%
<b>Pharmacy Services</b>	93.1%	93.1%	92.1%	100.0%	69.0%	96.6%	100.0%	100.0%	69.0%	99.0%	100.0%	79.3%	100.0%	100.0%	92.0%	100.0%	86.2%	57.8%
<b>Other Services</b>	100.0%	100.0%	70.0%	100.0%	100.0%	100.0%	100.0%	100.0%	100.0%	100.0%	100.0%	85.0%	100.0%	100.0%	100.0%	100.0%	77.8%	100.0%
<b>Inmate Hunger Strikes</b>	N/A	100.0%	N/A	100.0%	100.0%	100.0%	N/A	N/A	68.4%	53.7%	N/A	45.8%	N/A	N/A	100.0%	100.0%	N/A	31.6%
<b>Chemical Agent Contraindications</b>	N/A	100.0%	100.0%	88.2%	78.8%	100.0%	N/A	N/A	100.0%	81.2%	100.0%	66.3%	N/A	N/A	64.7%	100.0%	100.0%	89.4%
<b>Staffing Levels and Training</b>	100.0%	100.0%	100.0%	100.0%	100.0%	100.0%	100.0%	100.0%	100.0%	100.0%	100.0%	90.0%	100.0%	100.0%	85.0%	100.0%	100.0%	100.0%
<b>Nursing Policy</b>	71.4%	100.0%	67.1%	70.0%	50.0%	100.0%	100.0%	100.0%	94.3%	70.0%	80.0%	50.0%	100.0%	80.0%	100.0%	100.0%	80.0%	71.4%
<b>Overall Score</b>	88.6%	86.9%	70.4%	86.9%	83.0%	76.6%	89.2%	89.5%	73.4%	85.3%	79.8%	64.3%	90.7%	77.5%	77.9%	88.0%	74.7%	74.4%

**APPENDIX B**  
**Institutions' Scores by Component – Cycles 3, 2, and 1**  
**Page 2 of 6**

COMPONENT	7			8			9			10			11			12		
	CIM			CIW			CMC			CMF			COR			CRC		
	Cycle 3	Cycle 2	Cycle 1	Cycle 3	Cycle 2	Cycle 1	Cycle 3	Cycle 2	Cycle 1	Cycle 3	Cycle 2	Cycle 1	Cycle 3	Cycle 2	Cycle 1	Cycle 3	Cycle 2	Cycle 1
<b>Chronic Care</b>	87.5%	72.0%	61.5%	78.9%	72.6%	69.6%	71.8%	71.1%	57.3%	82.3%	68.3%	83.6%	86.8%	66.3%	57.5%	78.8%	66.4%	67.1%
<b>Clinical Services</b>	89.6%	87.5%	74.0%	85.8%	66.4%	61.7%	81.1%	70.9%	74.2%	76.7%	67.1%	87.1%	82.1%	79.9%	68.0%	73.6%	63.9%	70.2%
<b>Health Screening</b>	92.7%	78.2%	86.1%	83.7%	75.9%	69.8%	82.6%	94.2%	73.2%	83.4%	74.8%	86.8%	82.3%	83.6%	72.7%	90.0%	78.7%	74.2%
<b>Specialty Services</b>	93.7%	84.5%	83.3%	90.3%	88.0%	63.1%	82.1%	76.1%	63.4%	63.1%	75.7%	42.6%	92.1%	61.8%	55.1%	87.7%	78.9%	59.2%
<b>Urgent Services</b>	85.3%	82.4%	79.6%	87.8%	85.8%	75.4%	80.0%	74.1%	83.7%	70.7%	85.4%	79.1%	85.4%	78.6%	75.7%	74.9%	75.8%	81.2%
<b>Emergency Services</b>	100.0%	85.5%	90.4%	79.3%	67.6%	80.0%	93.8%	85.2%	85.5%	90.7%	79.5%	72.1%	90.7%	81.4%	88.2%	66.6%	90.2%	72.9%
<b>Prenatal Care/Childbirth/ Post-Delivery</b>	N/A	N/A	N/A	87.5%	80.9%	61.3%	N/A	N/A	N/A	N/A	N/A	N/A	N/A	N/A	N/A	N/A	N/A	N/A
<b>Diagnostic Services</b>	90.6%	82.5%	67.7%	91.7%	81.5%	70.6%	93.5%	84.0%	70.0%	76.2%	73.5%	72.2%	90.2%	80.0%	67.7%	91.5%	60.4%	58.5%
<b>Access to Healthcare Information</b>	58.8%	82.4%	77.5%	86.3%	58.8%	58.8%	82.4%	77.5%	39.2%	58.8%	72.5%	58.8%	50.0%	45.1%	72.5%	95.1%	72.5%	77.5%
<b>Outpatient Housing Unit</b>	98.5%	87.5%	93.1%	93.8%	60.2%	63.3%	N/A	N/A	N/A	91.7%	92.3%	85.5%	90.2%	91.9%	61.7%	86.7%	86.1%	74.8%
<b>Internal Reviews</b>	73.3%	87.5%	95.7%	87.5%	85.7%	95.1%	87.5%	75.0%	70.4%	87.5%	85.0%	68.8%	95.5%	58.8%	65.8%	78.8%	65.5%	90.5%
<b>Inmate Transfers</b>	95.3%	100.0%	93.3%	100.0%	100.0%	80.0%	100.0%	100.0%	94.2%	N/A	N/A	50.0%	100.0%	86.0%	86.7%	100.0%	100.0%	100.0%
<b>Clinic Operations</b>	100.0%	93.3%	94.8%	97.6%	100.0%	97.9%	86.1%	86.4%	84.8%	86.1%	100.0%	82.8%	100.0%	95.5%	90.3%	100.0%	87.9%	86.4%
<b>Preventive Services</b>	88.7%	100.0%	70.7%	94.0%	71.3%	32.6%	94.3%	76.0%	53.0%	71.3%	85.0%	43.7%	90.3%	84.3%	30.3%	98.3%	81.0%	82.0%
<b>Pharmacy Services</b>	95.9%	100.0%	95.9%	97.6%	97.6%	95.2%	100.0%	65.5%	90.8%	76.9%	97.6%	75.9%	93.1%	100.0%	86.2%	100.0%	89.7%	79.3%
<b>Other Services</b>	100.0%	94.0%	100.0%	100.0%	70.0%	57.1%	100.0%	100.0%	90.9%	94.0%	100.0%	100.0%	100.0%	55.0%	92.7%	83.3%	100.0%	70.0%
<b>Inmate Hunger Strikes</b>	100.0%	100.0%	100.0%	N/A	N/A	N/A	92.6%	100.0%	71.1%	78.9%	92.6%	31.6%	85.8%	58.9%	30.0%	N/A	N/A	N/A
<b>Chemical Agent Contraindications</b>	100.0%	100.0%	100.0%	68.2%	100.0%	100.0%	100.0%	100.0%	100.0%	84.1%	100.0%	86.8%	90.6%	100.0%	100.0%	N/A	N/A	100.0%
<b>Staffing Levels and Training</b>	100.0%	100.0%	100.0%	100.0%	100.0%	85.0%	100.0%	95.0%	100.0%	100.0%	100.0%	95.0%	100.0%	100.0%	100.0%	100.0%	100.0%	85.0%
<b>Nursing Policy</b>	80.0%	60.0%	92.9%	100.0%	77.1%	64.3%	100.0%	90.0%	78.6%	100.0%	60.0%	35.7%	100.0%	100.0%	85.7%	97.1%	87.1%	75.7%
<b>Overall Score</b>	89.6%	84.8%	81.4%	87.6%	77.5%	69.6%	85.4%	80.0%	71.3%	79.1%	79.0%	72.4%	87.2%	76.2%	68.9%	84.6%	75.9%	74.3%

**APPENDIX B**  
**Institutions' Scores by Component – Cycles 3, 2, and 1**  
**Page 3 of 6**

COMPONENT	13			14			15			16			17			18		
	CTF			CVSP			DVI			FSP			HDSP			ISP		
	Cycle 3	Cycle 2	Cycle 1	Cycle 3	Cycle 2	Cycle 1	Cycle 3	Cycle 2	Cycle 1	Cycle 3	Cycle 2	Cycle 1	Cycle 3	Cycle 2	Cycle 1	Cycle 3	Cycle 2	Cycle 1
<b>Chronic Care</b>	81.7%	60.1%	56.2%	81.8%	77.7%	51.5%	88.9%	75.0%	73.5%	91.1%	82.9%	78.8%	79.9%	83.0%	45.0%	87.1%	69.2%	38.7%
<b>Clinical Services</b>	90.4%	64.8%	59.2%	90.7%	80.8%	60.6%	84.2%	55.2%	72.8%	89.5%	82.1%	75.8%	91.1%	72.6%	51.1%	92.0%	82.1%	60.8%
<b>Health Screening</b>	83.6%	74.9%	64.2%	79.1%	83.2%	75.9%	86.4%	80.4%	74.3%	85.3%	96.4%	88.8%	78.7%	80.0%	72.3%	78.9%	75.7%	82.3%
<b>Specialty Services</b>	81.7%	59.7%	69.0%	88.7%	78.7%	86.1%	89.7%	82.1%	53.4%	97.5%	96.9%	80.1%	90.1%	75.1%	53.2%	83.0%	82.8%	82.4%
<b>Urgent Services</b>	91.0%	82.2%	74.8%	87.1%	82.2%	77.9%	76.3%	63.6%	77.5%	87.3%	79.3%	87.6%	95.8%	80.5%	71.9%	76.4%	88.3%	70.2%
<b>Emergency Services</b>	89.2%	58.3%	81.0%	86.0%	76.7%	73.1%	94.1%	57.4%	71.0%	96.9%	76.7%	83.6%	91.0%	85.8%	72.1%	84.7%	87.6%	73.2%
<b>Prenatal Care/Childbirth/Post-Delivery</b>	N/A	N/A	N/A	N/A	N/A	N/A	N/A	N/A	N/A	N/A	N/A	N/A	N/A	N/A	N/A	N/A	N/A	N/A
<b>Diagnostic Services</b>	91.3%	76.7%	71.5%	89.4%	84.8%	56.2%	90.4%	79.6%	73.7%	99.0%	84.8%	80.4%	87.7%	67.7%	42.9%	96.2%	79.6%	57.5%
<b>Access to Healthcare Information</b>	76.5%	80.4%	77.5%	74.5%	85.3%	49.0%	76.5%	50.0%	58.8%	86.3%	90.2%	77.5%	76.5%	57.8%	58.8%	54.9%	39.2%	49.0%
<b>Outpatient Housing Unit</b>	96.5%	96.0%	87.1%	91.7%	92.9%	99.0%	89.8%	100.0%	82.8%	N/A	N/A	N/A	N/A	N/A	N/A	96.3%	85.0%	89.8%
<b>Internal Reviews</b>	87.5%	87.5%	93.0%	60.3%	66.8%	67.5%	95.7%	83.2%	93.3%	100.0%	100.0%	98.0%	85.5%	73.0%	62.5%	93.8%	76.8%	87.5%
<b>Inmate Transfers</b>	95.3%	100.0%	67.9%	95.3%	68.2%	73.3%	95.3%	90.7%	78.9%	87.3%	90.7%	95.3%	86.0%	64.0%	100.0%	95.3%	74.0%	95.3%
<b>Clinic Operations</b>	100.0%	91.8%	90.9%	100.0%	88.8%	90.9%	97.9%	100.0%	87.9%	97.9%	100.0%	93.9%	98.2%	96.1%	90.9%	95.5%	91.2%	97.0%
<b>Preventive Services</b>	98.3%	63.0%	51.0%	100.0%	90.3%	48.3%	91.0%	54.0%	21.7%	96.0%	100.0%	56.7%	89.7%	72.0%	24.0%	89.7%	88.0%	33.7%
<b>Pharmacy Services</b>	100.0%	79.3%	88.6%	100.0%	100.0%	82.8%	96.6%	100.0%	92.0%	100.0%	100.0%	100.0%	100.0%	95.5%	100.0%	96.6%	86.2%	82.8%
<b>Other Services</b>	100.0%	83.3%	66.7%	100.0%	100.0%	100.0%	100.0%	100.0%	100.0%	100.0%	100.0%	70.0%	100.0%	70.0%	72.7%	100.0%	83.3%	85.0%
<b>Inmate Hunger Strikes</b>	63.2%	100.0%	N/A	N/A	N/A	N/A	100.0%	N/A	N/A	100.0%	N/A	N/A	100.0%	81.1%	44.2%	N/A	84.2%	N/A
<b>Chemical Agent Contraindications</b>	N/A	N/A	100.0%	N/A	N/A	N/A	100.0%	100.0%	89.4%	100.0%	100.0%	100.0%	100.0%	100.0%	100.0%	80.0%	N/A	100.0%
<b>Staffing Levels and Training</b>	100.0%	100.0%	100.0%	100.0%	100.0%	100.0%	100.0%	100.0%	95.0%	100.0%	100.0%	100.0%	100.0%	100.0%	100.0%	100.0%	95.0%	100.0%
<b>Nursing Policy</b>	100.0%	100.0%	100.0%	14.3%	80.0%	71.4%	100.0%	90.0%	35.7%	100.0%	100.0%	74.3%	100.0%	60.0%	88.6%	54.3%	90.0%	50.0%
<b>Overall Score</b>	88.3%	74.5%	72.0%	85.5%	82.2%	69.4%	89.3%	75.4%	72.6%	93.4%	89.1%	83.2%	88.6%	77.8%	62.4%	86.2%	78.6%	68.3%

**APPENDIX B**  
**Institutions' Scores by Component – Cycles 3, 2, and 1**  
**Page 4 of 6**

COMPONENT	19			20			21			22			23			24		
	KVSP			LAC			MCSP			NKSP			PBSP			PVSP		
	Cycle 3	Cycle 2	Cycle 1	Cycle 3	Cycle 2	Cycle 1	Cycle 3	Cycle 2	Cycle 1	Cycle 3	Cycle 2	Cycle 1	Cycle 3	Cycle 2	Cycle 1	Cycle 3	Cycle 2	Cycle 1
<b>Chronic Care</b>	72.6%	71.4%	37.6%	91.6%	76.5%	70.1%	90.2%	72.0%	69.8%	76.5%	66.3%	58.9%	87.9%	77.5%	70.2%	83.2%	61.7%	56.9%
<b>Clinical Services</b>	74.2%	72.4%	57.7%	78.2%	72.7%	65.5%	88.2%	72.3%	68.7%	85.1%	71.9%	64.0%	87.6%	76.5%	69.1%	78.6%	72.6%	46.7%
<b>Health Screening</b>	85.5%	77.2%	75.4%	78.3%	83.9%	68.8%	77.1%	73.4%	81.0%	79.6%	89.1%	71.9%	87.9%	79.4%	85.1%	86.6%	73.0%	67.1%
<b>Specialty Services</b>	87.2%	77.9%	61.7%	82.4%	85.4%	70.3%	84.1%	69.0%	75.8%	79.3%	81.5%	60.7%	85.1%	85.9%	96.2%	76.5%	76.2%	60.6%
<b>Urgent Services</b>	80.5%	69.2%	61.0%	89.8%	69.7%	80.2%	84.2%	82.4%	74.6%	66.9%	70.5%	79.8%	79.8%	87.3%	92.3%	78.8%	59.0%	80.5%
<b>Emergency Services</b>	72.1%	70.7%	71.9%	84.8%	72.4%	84.0%	100.0%	78.6%	64.0%	89.0%	82.1%	81.0%	97.2%	81.0%	81.0%	93.8%	96.9%	82.8%
<b>Prenatal Care/Childbirth/ Post-Delivery</b>	N/A	N/A	N/A	N/A	N/A	N/A	N/A	N/A	N/A	N/A	N/A	N/A	N/A	N/A	N/A	N/A	N/A	N/A
<b>Diagnostic Services</b>	92.7%	80.0%	85.6%	91.2%	82.7%	54.0%	85.4%	84.6%	68.1%	90.8%	85.2%	67.9%	83.1%	77.9%	57.1%	90.2%	89.8%	64.6%
<b>Access to Healthcare Information</b>	51.0%	62.7%	72.5%	61.8%	67.6%	72.5%	84.3%	100.0%	72.5%	44.1%	80.4%	72.5%	72.5%	100.0%	100.0%	77.5%	49.0%	62.7%
<b>Outpatient Housing Unit</b>	N/A	N/A	N/A	N/A	N/A	N/A	N/A	N/A	N/A	N/A	N/A	N/A	N/A	N/A	N/A	N/A	N/A	N/A
<b>Internal Reviews</b>	60.0%	73.0%	68.8%	80.0%	63.3%	73.0%	92.5%	95.5%	82.5%	64.5%	87.5%	85.0%	88.8%	75.0%	68.8%	75.0%	67.5%	70.5%
<b>Inmate Transfers</b>	92.6%	81.3%	100.0%	86.0%	85.3%	100.0%	95.3%	65.3%	68.4%	100.0%	86.0%	95.8%	100.0%	100.0%	92.9%	93.6%	81.3%	76.0%
<b>Clinic Operations</b>	97.9%	87.3%	96.6%	92.4%	94.2%	90.0%	100.0%	87.3%	100.0%	100.0%	93.9%	90.0%	97.9%	94.8%	92.6%	95.5%	93.3%	92.7%
<b>Preventive Services</b>	71.0%	93.8%	27.3%	84.0%	75.3%	20.0%	97.7%	72.3%	40.0%	85.3%	67.7%	55.0%	100.0%	98.3%	81.3%	96.0%	66.0%	27.3%
<b>Pharmacy Services</b>	100.0%	96.6%	82.8%	100.0%	84.5%	100.0%	100.0%	93.1%	93.1%	100.0%	100.0%	93.1%	100.0%	100.0%	93.4%	96.6%	93.1%	72.4%
<b>Other Services</b>	100.0%	82.4%	50.0%	70.0%	100.0%	100.0%	100.0%	70.0%	85.0%	100.0%	100.0%	50.0%	100.0%	85.0%	100.0%	83.3%	100.0%	70.0%
<b>Inmate Hunger Strikes</b>	38.9%	66.3%	46.3%	87.4%	93.7%	42.1%	N/A	N/A	81.6%	N/A	N/A	N/A	N/A	65.8%	100.0%	78.4%	66.8%	36.8%
<b>Chemical Agent Contraindications</b>	82.4%	81.8%	60.0%	78.8%	78.8%	90.6%	100.0%	100.0%	100.0%	100.0%	100.0%	100.0%	76.5%	48.2%	78.8%	N/A	75.0%	66.3%
<b>Staffing Levels and Training</b>	100.0%	100.0%	95.0%	100.0%	95.0%	90.0%	100.0%	100.0%	100.0%	100.0%	100.0%	95.0%	100.0%	100.0%	100.0%	100.0%	100.0%	80.0%
<b>Nursing Policy</b>	60.0%	90.0%	57.1%	80.0%	80.0%	57.1%	100.0%	100.0%	88.6%	80.0%	50.0%	71.4%	100.0%	50.0%	50.0%	100.0%	50.0%	100.0%
<b>Overall Score</b>	77.6%	76.1%	64.0%	84.4%	78.4%	71.7%	90.4%	79.8%	74.5%	80.8%	79.3%	72.2%	88.6%	82.8%	81.0%	84.7%	73.3%	64.5%

**APPENDIX B**  
**Institutions' Scores by Component – Cycles 3, 2, and 1**  
**Page 5 of 6**

COMPONENT	25			26			27			28			29			30		
	RJD			SAC			SATF			SCC			SOL			SQ		
	Cycle 3	Cycle 2	Cycle 1	Cycle 3	Cycle 2	Cycle 1	Cycle 3	Cycle 2	Cycle 1	Cycle 3	Cycle 2	Cycle 1	Cycle 3	Cycle 2	Cycle 1	Cycle 3	Cycle 2	Cycle 1
<b>Chronic Care</b>	87.1%	66.9%	48.8%	76.2%	72.9%	62.7%	75.6%	74.6%	57.8%	93.2%	77.4%	75.0%	86.0%	64.8%	42.3%	82.2%	75.6%	64.6%
<b>Clinical Services</b>	81.2%	60.7%	67.2%	86.3%	67.1%	67.0%	88.1%	73.7%	56.1%	91.3%	84.3%	71.1%	84.4%	70.5%	59.9%	89.9%	78.3%	46.6%
<b>Health Screening</b>	92.2%	76.6%	68.0%	87.9%	83.4%	76.4%	84.2%	77.4%	72.7%	94.3%	87.9%	61.0%	90.5%	80.9%	76.9%	81.0%	90.6%	76.5%
<b>Specialty Services</b>	80.3%	81.8%	62.3%	65.5%	62.8%	47.4%	61.5%	67.3%	61.5%	94.8%	84.2%	73.1%	80.0%	66.2%	65.6%	86.1%	83.4%	58.0%
<b>Urgent Services</b>	78.6%	79.5%	73.2%	69.3%	61.5%	82.5%	81.0%	76.9%	75.2%	82.9%	89.3%	89.1%	85.1%	84.1%	70.4%	87.8%	66.9%	62.9%
<b>Emergency Services</b>	100.0%	77.6%	89.7%	62.4%	82.2%	47.5%	97.6%	73.1%	69.6%	76.7%	100.0%	75.9%	96.9%	75.9%	82.4%	91.4%	58.3%	78.3%
<b>Prenatal Care/Childbirth/Post-Delivery</b>	N/A	N/A	N/A	N/A	N/A	N/A	N/A	N/A	N/A	N/A	N/A	N/A	N/A	N/A	N/A	N/A	N/A	N/A
<b>Diagnostic Services</b>	88.8%	79.4%	64.0%	77.9%	82.5%	68.1%	90.0%	67.9%	56.0%	97.1%	99.0%	85.7%	88.8%	66.9%	59.8%	90.0%	70.8%	69.4%
<b>Access to Healthcare Information</b>	100.0%	43.1%	44.1%	82.4%	75.5%	39.2%	76.5%	70.6%	56.9%	96.1%	95.1%	82.4%	90.2%	98.0%	57.8%	100.0%	98.0%	53.9%
<b>Outpatient Housing Unit</b>	N/A	N/A	N/A	86.3%	98.2%	75.6%	N/A	N/A	N/A	89.0%	98.5%	75.2%	N/A	N/A	N/A	96.3%	100.0%	83.3%
<b>Internal Reviews</b>	67.5%	62.2%	100.0%	70.0%	70.0%	70.4%	90.0%	63.0%	72.5%	100.0%	79.3%	60.4%	87.5%	83.0%	75.0%	98.0%	85.0%	68.8%
<b>Inmate Transfers</b>	88.9%	74.5%	89.5%	100.0%	94.7%	75.3%	90.7%	100.0%	100.0%	100.0%	87.3%	95.3%	90.0%	81.3%	78.9%	100.0%	76.7%	100.0%
<b>Clinic Operations</b>	100.0%	81.2%	94.9%	87.6%	93.9%	91.0%	97.9%	100.0%	98.5%	100.0%	95.5%	87.9%	100.0%	90.9%	83.9%	100.0%	95.5%	100.0%
<b>Preventive Services</b>	77.3%	70.0%	24.0%	61.0%	76.0%	32.1%	96.0%	69.3%	36.0%	100.0%	96.0%	28.0%	92.0%	72.0%	58.0%	94.3%	70.0%	48.7%
<b>Pharmacy Services</b>	100.0%	93.1%	93.3%	93.1%	90.3%	74.5%	100.0%	97.6%	90.0%	100.0%	86.2%	90.8%	100.0%	100.0%	89.0%	100.0%	93.1%	86.2%
<b>Other Services</b>	100.0%	100.0%	100.0%	100.0%	85.0%	90.6%	100.0%	100.0%	100.0%	77.8%	100.0%	55.0%	100.0%	70.0%	75.0%	77.8%	100.0%	85.0%
<b>Inmate Hunger Strikes</b>	86.3%	93.7%	10.5%	81.1%	60.0%	10.5%	80.0%	48.9%	78.9%	N/A	N/A	N/A	54.2%	N/A	87.9%	80.0%	83.2%	53.7%
<b>Chemical Agent Contraindications</b>	58.8%	100.0%	94.1%	94.7%	84.7%	100.0%	100.0%	94.1%	100.0%	100.0%	76.5%	100.0%	100.0%	N/A	100.0%	94.1%	100.0%	89.4%
<b>Staffing Levels and Training</b>	100.0%	100.0%	100.0%	100.0%	100.0%	95.0%	100.0%	95.0%	100.0%	100.0%	95.0%	100.0%	100.0%	100.0%	100.0%	100.0%	100.0%	95.0%
<b>Nursing Policy</b>	100.0%	50.0%	88.6%	77.1%	50.0%	78.6%	100.0%	60.0%	71.4%	100.0%	50.0%	94.3%	100.0%	80.0%	71.4%	100.0%	90.0%	70.0%
<b>Overall Score</b>	87.3%	73.0%	68.0%	79.2%	76.3%	65.2%	85.0%	75.7%	68.1%	93.0%	87.5%	76.1%	88.5%	76.7%	67.1%	90.4%	81.5%	68.2%

**APPENDIX B**  
**Institutions' Scores by Component – Cycles 3, 2, and 1**  
**Page 6 of 6**

COMPONENT	31			32			33			Average Score		
	SVSP			VSPW			WSP			Cycle 3	Cycle 2	Cycle 1
	Cycle 3	Cycle 2	Cycle 1	Cycle 3	Cycle 2	Cycle 1	Cycle 3	Cycle 2	Cycle 1			
<i>Chronic Care</i>	79.5%	58.9%	57.1%	91.0%	81.7%	70.5%	75.7%	67.9%	51.7%	82.9%	72.0%	61.5%
<i>Clinical Services</i>	86.9%	73.5%	61.1%	89.1%	75.9%	65.7%	91.4%	81.0%	74.0%	86.4%	74.2%	65.4%
<i>Health Screening</i>	88.3%	82.8%	83.7%	95.3%	95.2%	85.8%	87.5%	94.7%	86.3%	85.8%	82.1%	76.9%
<i>Specialty Services</i>	73.9%	70.4%	71.0%	89.7%	92.0%	71.5%	81.7%	74.5%	70.5%	83.8%	79.1%	66.2%
<i>Urgent Services</i>	92.0%	82.0%	83.8%	79.3%	79.7%	66.9%	94.1%	92.4%	85.2%	82.7%	78.1%	78.4%
<i>Emergency Services</i>	100.0%	87.1%	82.8%	96.9%	78.8%	88.2%	96.9%	78.3%	72.8%	89.6%	79.4%	78.3%
<i>Prenatal Care/Childbirth/Post-Delivery</i>	N/A	N/A	N/A	94.0%	81.3%	80.8%	N/A	N/A	N/A	93.8%	81.1%	71.1%
<i>Diagnostic Services</i>	83.7%	72.1%	77.1%	93.8%	76.9%	81.3%	89.0%	81.0%	89.2%	89.5%	78.6%	68.8%
<i>Access to Healthcare Information</i>	96.1%	100.0%	88.2%	90.2%	39.2%	75.5%	76.5%	100.0%	75.5%	76.6%	75.2%	63.8%
<i>Outpatient Housing Unit</i>	N/A	N/A	N/A	89.4%	88.3%	88.5%	N/A	N/A	N/A	92.8%	91.4%	81.1%
<i>Internal Reviews</i>	87.5%	65.0%	72.5%	100.0%	85.7%	85.5%	82.5%	75.0%	87.5%	84.5%	76.8%	78.0%
<i>Inmate Transfers</i>	100.0%	90.7%	85.3%	100.0%	100.0%	100.0%	100.0%	92.3%	88.9%	96.0%	87.3%	87.8%
<i>Clinic Operations</i>	93.9%	90.9%	95.5%	100.0%	97.0%	100.0%	100.0%	97.9%	89.7%	97.3%	94.2%	92.2%
<i>Preventive Services</i>	92.7%	96.7%	42.0%	91.5%	92.0%	81.4%	87.7%	92.0%	70.0%	90.4%	80.4%	43.9%
<i>Pharmacy Services</i>	100.0%	100.0%	100.0%	100.0%	93.1%	86.2%	96.6%	93.1%	86.2%	98.0%	93.1%	87.5%
<i>Other Services</i>	100.0%	83.3%	89.3%	100.0%	100.0%	100.0%	70.0%	100.0%	68.8%	95.6%	91.2%	84.2%
<i>Inmate Hunger Strikes</i>	93.7%	52.6%	26.3%	N/A	N/A	N/A	100.0%	100.0%	N/A	83.5%	81.5%	57.0%
<i>Chemical Agent Contraindications</i>	89.4%	100.0%	100.0%	100.0%	73.5%	100.0%	100.0%	87.1%	94.1%	91.0%	91.5%	92.8%
<i>Staffing Levels and Training</i>	100.0%	100.0%	100.0%	100.0%	100.0%	100.0%	95.0%	100.0%	80.0%	99.8%	99.2%	95.9%
<i>Nursing Policy</i>	50.0%	71.4%	100.0%	100.0%	50.0%	100.0%	85.7%	100.0%	100.0%	87.6%	75.9%	76.8%
<b>Overall Score</b>	87.7%	78.0%	74.1%	92.6%	82.2%	80.0%	87.5%	84.3%	75.9%	87.0%	79.6%	71.9%

# **APPENDIX C: Category Questions and Scores**

**APPENDIX C-1<sup>6</sup>**  
**C-1 Medication Management, Cycle 3**  
**Page 1 of 4**

<b>Medication Management</b>																		
Category Definition: The Medication Management category determines if medications were properly administered and delivered to inmates as required by CDCR's policies.																		
Reference Number	ASP	CAL	CCC	CCI	CCWF	CEN	CIM	CIW	CMC	CMF	COR	CRC	CTF	CVSP	DVI	FSP	HDSP	
01.124	<b>Sick Call Medication: Did the institution administer or deliver prescription medications (new orders) to the inmate within specified timeframes?</b>																	
	Score	97%	97%	82%	88%	100%	88%	100%	93%	83%	48%	93%	90%	88%	92%	78%	97%	88%
	Points Possible	6	6	6	6	6	6	6	6	6	6	6	6	6	6	6	6	6
	Points Received	5.8	5.8	4.9	5.3	6.0	5.3	6.0	5.6	5.0	2.9	5.6	5.4	5.3	5.5	4.7	5.8	5.3
02.128	<b>If the inmate had an existing medication order upon arrival at the institution, did the inmate receive the medications within specified timeframes, or did a physician document why the medications were not to be continued?</b>																	
	Score	90%	84%	100%	100%	91%	100%	90%	93%	73%	45%	84%	91%	66%	66%	64%	80%	34%
	Points Possible	8	8	8	8	8	8	8	8	8	8	8	8	8	8	8	8	8
	Points Received	7.2	6.7	8.0	8.0	7.3	8.0	7.2	7.4	5.8	3.6	6.7	7.3	5.3	5.3	5.1	6.4	2.7
03.175	<b>Did the inmate receive his or her prescribed chronic care medications during the most recent three-month period or did the institution follow departmental policy if the inmate refused to pick up or show up for his or her medications?</b>																	
	Score	91%	82%	61%	60%	96%	48%	68%	72%	79%	48%	74%	86%	86%	88%	76%	69%	56%
	Points Possible	16	16	16	16	16	16	16	16	16	16	16	16	16	16	16	16	16
	Points Received	14.6	13.1	9.8	9.6	15.3	7.7	10.9	11.5	12.7	7.7	11.8	13.8	13.8	14.1	12.2	11.1	9.0
05.110	<b>Do all appropriate forms in the transfer envelope identify all medications ordered by the physician; and, are the medications in the transfer envelope?</b>																	
	Score	100%	100%	100%	100%			100%	100%	100%		100%	100%	100%	100%	100%		100%
	Points Possible	8	8	8	8			8	8	8		8	8	8	8	8		8
	Points Received	8.0	8.0	8.0	8.0			8.0	8.0	8.0		8.0	8.0	8.0	8.0	8.0		8.0
10.228	<b>Inmates prescribed INH: Did the institution properly administer the medication to the inmate?</b>																	
	Score	100%	100%	60%	60%	100%	80%	100%	60%	80%	20%	60%	100%	100%	100%	100%	80%	60%
	Points Possible	6	6	6	6	6	6	6	6	6	6	6	6	6	6	6	6	6
	Points Received	6.0	6.0	3.6	3.6	6.0	4.8	6.0	3.6	4.8	1.2	3.6	6.0	6.0	6.0	6.0	4.8	3.6
13.141	<b>Does the institution properly maintain its emergency crash cart medications?</b>																	
	Score	100%	100%	100%	85%	100%	100%	100%	100%	100%	65%	100%	100%	100%	100%	100%	100%	100%
	Points Possible	2	2	2	2	2	2	2	2	2	2	2	2	2	2	2	2	2
	Points Received	2.0	2.0	2.0	1.7	2.0	2.0	2.0	2.0	2.0	1.3	2.0	2.0	2.0	2.0	2.0	2.0	2.0
13.145	<b>Does the pharmacist-in-charge have an effective process for screening new medication orders for potential adverse reactions?</b>																	
	Score	100%	100%	100%	100%	100%	100%	100%	100%	100%	100%	100%	100%	100%	100%	100%	100%	100%
	Points Possible	7	7	7	7	7	7	7	7	7	7	7	7	7	7	7	7	7
	Points Received	7.0	7.0	7.0	7.0	7.0	7.0	7.0	7.0	7.0	7.0	7.0	7.0	7.0	7.0	7.0	7.0	7.0
13.148	<b>Does the pharmacist-in-charge monitor the quantity of medications on hand?</b>																	
	Score	100%	100%	100%	100%	100%	100%	100%	100%	100%	100%	100%	100%	100%	100%	100%	100%	100%
	Points Possible	4	4	4	4	4	4	4	4	4	4	4	4	4	4	4	4	4
	Points Received	4.0	4.0	4.0	4.0	4.0	4.0	4.0	4.0	4.0	4.0	4.0	4.0	4.0	4.0	4.0	4.0	4.0
13.252	<b>Does the institution properly maintain medications in its after-hours medication supply(ies)?</b>																	
	Score	0%	100%	100%	100%	100%	100%	85%	65%	100%	100%	0%	100%	100%	100%	50%	100%	100%
	Points Possible	2	2	2	2	2	2	2	2	2	2	2	2	2	2	2	2	2
	Points Received	0.0	2.0	2.0	2.0	2.0	2.0	1.7	1.3	2.0	2.0	0.0	2.0	2.0	2.0	1.0	2.0	2.0

<sup>6</sup> The percentages of points earned for an individual question identified in individual inspection reports may differ slightly from the percentage identified above due to the differences in truncating and rounding numbers.



**APPENDIX C-1**  
**Medication Management, Cycle 3**  
**Page 2 of 4**

<b>Medication Management</b>																	
Category Definition: The Medication Management category determines if medications were properly administered and delivered to inmates as required by CDCR's policies.																	
Reference Number	ISP	KVSP	LAC	MCSP	NKSP	PBSP	PVSP	RJD	SAC	SATF	SCC	SOL	SQ	SVSP	VSPW	WSP	Average Score
<b>01.124</b>	<b>Sick Call Medication: Did the institution administer or deliver prescription medications (new orders) to the inmate within specified timeframes?</b>																
Score	100%	83%	83%	95%	85%	97%	82%	63%	52%	90%	93%	62%	88%	95%	83%	97%	86%
Points Possible	6	6	6	6	6	6	6	6	6	6	6	6	6	6	6	6	6
Points Received	6.0	5.0	5.0	5.7	5.1	5.8	4.9	3.8	3.1	5.4	5.6	3.7	5.3	5.7	5.0	5.8	5.2
<b>02.128</b>	<b>If the inmate had an existing medication order upon arrival at the institution, did the inmate receive the medications within specified timeframes, or did a physician document why the medications were not to be continued?</b>																
Score	80%	66%	69%	89%	73%	100%	88%	71%	64%	84%	100%	100%	64%	78%	86%	81%	80%
Points Possible	8	8	8	8	8	8	8	8	8	8	8	8	8	8	8	8	8
Points Received	6.4	5.3	5.5	7.1	5.8	8.0	7.0	5.7	5.1	6.7	8.0	8.0	5.1	6.2	6.9	6.5	6.4
<b>03.175</b>	<b>Did the inmate receive his or her prescribed chronic care medications during the most recent three-month period or did the institution follow departmental policy if the inmate refused to pick up or show up for his or her medications?</b>																
Score	81%	60%	81%	88%	67%	91%	68%	76%	60%	52%	83%	84%	88%	52%	56%	64%	73%
Points Possible	16	16	16	16	16	16	16	16	16	16	16	16	16	16	16	16	16
Points Received	13.0	9.6	13.0	14.1	10.7	14.6	10.9	12.2	9.6	8.3	13.2	13.4	14.1	8.3	9.0	10.2	11.6
<b>05.110</b>	<b>Do all appropriate forms in the transfer envelope identify all medications ordered by the physician; and, are the medications in the transfer envelope?</b>																
Score	100%	100%	100%	100%	100%	100%	100%	100%	100%	100%	80%	100%	100%	100%	100%	100%	99%
Points Possible	8	8	8	8	8	8	8	8	8	8	8	8	8	8	8	8	8
Points Received	8.0	8.0	8.0	8.0	8.0	8.0	8.0	8.0	8.0	8.0	6.4	8.0	8.0	8.0	8.0	8.0	7.9
<b>10.228</b>	<b>Inmates prescribed INH: Did the institution properly administer the medication to the inmate?</b>																
Score	80%	80%	60%	100%	60%	100%	100%	40%	0%	80%	100%	80%	80%	80%	60%	80%	77%
Points Possible	6	6	6	6	6	6	6	6	6	6	6	6	6	6	6	6	6
Points Received	4.8	4.8	3.6	6.0	3.6	6.0	6.0	2.4	0.0	4.8	6.0	4.8	4.8	4.8	3.6	4.8	4.6
<b>13.141</b>	<b>Does the institution properly maintain its emergency crash cart medications?</b>																
Score	100%	100%	100%	100%	100%	100%	100%	100%	0%	100%	100%	100%	100%	100%	100%	50%	94%
Points Possible	2	2	2	2	2	2	2	2	2	2	2	2	2	2	2	2	2
Points Received	2.0	2.0	2.0	2.0	2.0	2.0	2.0	2.0	0.0	2.0	2.0	2.0	2.0	2.0	2.0	1.0	1.9
<b>13.145</b>	<b>Does the pharmacist-in-charge have an effective process for screening new medication orders for potential adverse reactions?</b>																
Score	100%	100%	100%	100%	100%	100%	100%	100%	100%	100%	100%	100%	100%	100%	100%	100%	100%
Points Possible	7	7	7	7	7	7	7	7	7	7	7	7	7	7	7	7	7
Points Received	7.0	7.0	7.0	7.0	7.0	7.0	7.0	7.0	7.0	7.0	7.0	7.0	7.0	7.0	7.0	7.0	7.0
<b>13.148</b>	<b>Does the pharmacist-in-charge monitor the quantity of medications on hand?</b>																
Score	100%	100%	100%	100%	100%	100%	100%	100%	100%	100%	100%	100%	100%	100%	100%	100%	100%
Points Possible	4	4	4	4	4	4	4	4	4	4	4	4	4	4	4	4	4
Points Received	4.0	4.0	4.0	4.0	4.0	4.0	4.0	4.0	4.0	4.0	4.0	4.0	4.0	4.0	4.0	4.0	4.0
<b>13.252</b>	<b>Does the institution properly maintain medications in its after-hours medication supply(ies)?</b>																
Score	50%	100%	100%	100%	100%	100%	50%	100%	100%	100%	100%	100%	100%	100%	100%	100%	88%
Points Possible	2	2	2	2	2	2	2	2	2	2	2	2	2	2	2	2	2
Points Received	1.0	2.0	2.0	2.0	2.0	2.0	1.0	2.0	2.0	2.0	2.0	2.0	2.0	2.0	2.0	2.0	1.8

**APPENDIX C-1**  
**Medication Management, Cycle 3**  
**Page 3 of 4**

<b>Medication Management</b>																	
Category Definition: The Medication Management category determines if medications were properly administered and delivered to inmates as required by CDCR's policies.																	
Reference Number	ASP	CAL	CCC	CCI	CCWF	CEN	CIM	CIW	CMC	CMF	COR	CRC	CTF	CVSP	DVI	FSP	HDSP
<b>13.253</b>	<b>Does the institution conduct monthly inspections of its emergency cart and after-hours medication supply(ies)?</b>																
Score	100%	100%	100%	100%	100%	100%	10%	100%	100%	100%	100%	100%	100%	100%	100%	100%	100%
Points Possible	1	1	1	1	1	1	1	1	1	1	1	1	1	1	1	1	1
Points Received	1.0	1.0	1.0	1.0	1.0	1.0	0.1	1.0	1.0	1.0	1.0	1.0	1.0	1.0	1.0	1.0	1.0
<b>14.029</b>	<b>Does medical staff in the facility clinic know which inmates are on modified program or confined to quarters (CTQ) and does staff have an adequate process to ensure those inmates receive their medication?</b>																
Score	100%	100%		100%	100%	100%	100%	100%	100%	100%	100%	100%	100%	100%	100%	100%	100%
Points Possible	4	4		4	4	4	4	4	4	4	4	4	4	4	4	4	4
Points Received	4.0	4.0		4.0	4.0	4.0	4.0	4.0	4.0	4.0	4.0	4.0	4.0	4.0	4.0	4.0	4.0
<b>14.131</b>	<b>Do medication nurses understand that the licensed staff member who prepares the medication must also administer it on the same day it is prepared?</b>																
Score	100%	100%	100%	100%	100%	100%	100%	100%	100%	0%	100%	100%	100%	100%	100%	100%	100%
Points Possible	4	4	4	4	4	4	4	4	4	4	4	4	4	4	4	4	4
Points Received	4.0	4.0	4.0	4.0	4.0	4.0	4.0	4.0	4.0	0.0	4.0	4.0	4.0	4.0	4.0	4.0	4.0
<b>14.166</b>	<b>Were refrigerated drugs stored without food in the refrigerator, or were the drugs stored in a sealed container if food was present?</b>																
Score	100%	100%	100%	100%	100%	100%	100%	100%	100%	100%	100%	100%	100%	100%	100%	100%	100%
Points Possible	2	2	2	2	2	2	2	2	2	2	2	2	2	2	2	2	2
Points Received	2.0	2.0	2.0	2.0	2.0	2.0	2.0	2.0	2.0	2.0	2.0	2.0	2.0	2.0	2.0	2.0	2.0
<b>21.281</b>	<b>Upon the inmate's discharge from a community hospital, did the institution administer or deliver all prescribed medications to the inmate within specified timeframes?</b>																
Score	100%	89%	90%	100%	100%	67%	100%	77%	84%	91%	100%	89%	100%	100%	93%	79%	93%
Points Possible	7	7	7	7	7	7	7	7	7	7	7	7	7	7	7	7	7
Points Received	7.0	6.2	6.3	7.0	7.0	4.7	7.0	5.4	5.9	6.4	7.0	6.2	7.0	7.0	6.5	5.5	6.5
Total Points Possible	77	77	73	77	69	69	77	77	77	69	77	77	77	77	77	69	77
Total Points Received	72.6	71.8	62.6	67.2	67.6	56.5	69.9	66.8	68.2	43.1	66.7	72.7	71.4	71.9	67.5	59.6	61.1
Total Score	94.3%	93.2%	85.8%	87.3%	98.0%	81.9%	90.8%	86.8%	88.6%	62.5%	86.6%	94.4%	92.7%	93.4%	87.7%	86.4%	79.4%

**APPENDIX C-1**  
**Medication Management, Cycle 3**  
**Page 4 of 4**

<b>Medication Management</b>																		
Category Definition: The Medication Management category determines if medications were properly administered and delivered to inmates as required by CDCR's policies.																		
Reference Number	ISP	KVSP	LAC	MCSP	NKSP	PBSP	PVSP	RJD	SAC	SATF	SCC	SOL	SQ	SVSP	VSPW	WSP	Average Score	
<b>13.253</b>	<b>Does the institution conduct monthly inspections of its emergency cart and after-hours medication supply(ies)?</b>																	
Score	100%	100%	100%	100%	100%	100%	100%	100%	100%	100%	100%	100%	100%	100%	100%	100%	100%	97%
Points Possible	1	1	1	1	1	1	1	1	1	1	1	1	1	1	1	1	1	1
Points Received	1.0	1.0	1.0	1.0	1.0	1.0	1.0	1.0	1.0	1.0	1.0	1.0	1.0	1.0	1.0	1.0	1.0	1.0
<b>14.029</b>	<b>Does medical staff in the facility clinic know which inmates are on modified program or confined to quarters (CTQ) and does staff have an adequate process to ensure those inmates receive their medication?</b>																	
Score	100%	100%	100%	100%	100%	100%	100%	100%	100%	100%	100%	100%	100%	100%	100%	100%	100%	100%
Points Possible	4	4	4	4	4	4	4	4	4	4	4	4	4	4	4	4	4	4
Points Received	4.0	4.0	4.0	4.0	4.0	4.0	4.0	4.0	4.0	4.0	4.0	4.0	4.0	4.0	4.0	4.0	4.0	4.0
<b>14.131</b>	<b>Do medication nurses understand that the licensed staff member who prepares the medication must also administer it on the same day it is prepared?</b>																	
Score	100%	100%	100%	100%	100%	100%	100%	100%	100%	100%	100%	100%	100%	100%	100%	100%	100%	97%
Points Possible	4	4	4	4	4	4	4	4	4	4	4	4	4	4	4	4	4	4
Points Received	4.0	4.0	4.0	4.0	4.0	4.0	4.0	4.0	4.0	4.0	4.0	4.0	4.0	4.0	4.0	4.0	4.0	3.9
<b>14.166</b>	<b>Were refrigerated drugs stored without food in the refrigerator, or were the drugs stored in a sealed container if food was present?</b>																	
Score	100%	100%	100%	100%	100%	100%	100%	100%	100%	100%	100%	100%	100%	100%	100%	100%	100%	100%
Points Possible	2	2	2	2	2	2	2	2	2	2	2	2	2	2	2	2	2	2
Points Received	2.0	2.0	2.0	2.0	2.0	2.0	2.0	2.0	2.0	2.0	2.0	2.0	2.0	2.0	2.0	2.0	2.0	2.0
<b>21.281</b>	<b>Upon the inmate's discharge from a community hospital, did the institution administer or deliver all prescribed medications to the inmate within specified timeframes?</b>																	
Score	93%	80%	100%	100%	60%	100%	100%	67%	76%	100%	100%	70%	83%	100%	91%	100%	90%	
Points Possible	7	7	7	7	7	7	7	7	7	7	7	7	7	7	7	7	7	
Points Received	6.5	5.6	7.0	7.0	4.2	7.0	7.0	4.7	5.3	7.0	7.0	4.9	5.8	7.0	6.4	7.0	6.3	
Total Points Possible	77	77	77	77	77	77	69	77	77	77	69	77	69	77	77	77	2481.0	
Total Points Received	69.7	64.3	68.1	73.9	63.4	75.4	60.8	62.8	55.1	66.2	65.8	67.2	61.1	66.0	64.9	67.3	2169.2	
Total Score	90.5%	83.5%	88.4%	96.0%	82.3%	97.9%	88.1%	81.6%	71.6%	86.0%	95.4%	87.3%	88.6%	85.7%	84.3%	87.4%	87.4%	

**APPENDIX C-2**

**C-2 Access to Providers and Services, Cycle 3**

<b>Access to Providers and Services</b>																	
Category Definition: Assesses the prisons' effectiveness in ensuring that inmates are seen by primary care providers or provided services for routine, urgent, and emergency medical needs according to timelines set by CDCR policy.																	
Reference Number	ASP	CAL	CCC	CCI	CCWF	CEN	CIM	CIW	CMC	CMF	COR	CRC	CTF	CVSP	DVI	FSP	HDSP
<b>01.025</b>	<b>Did the RN complete a face-to-face (FTF) visit within one (1) business day after the Form 7362 was reviewed?</b>																
Score	97%	97%	100%	100%	100%	97%	92%	100%	100%	73%	91%	85%	97%	100%	84%	94%	100%
Points Possible	10	10	10	10	10	10	10	10	10	10	10	10	10	10	10	10	10
Points Received	9.7	9.7	10.0	10.0	10.0	9.7	9.2	10.0	10.0	7.3	9.1	8.5	9.7	10.0	8.4	9.4	10.0
<b>01.027</b>	<b>If the RN determined a referral to a primary care provider (PCP) was necessary, was the inmate seen within the timelines specified by the RN during the FTF triage?</b>																
Score	87%	83%	100%	79%	57%	90%	91%	83%	78%	75%	69%	88%	83%	80%	53%	91%	72%
Points Possible	10	10	10	10	10	10	10	10	10	10	10	10	10	10	10	10	10
Points Received	8.7	8.3	10.0	7.9	5.7	9.0	9.1	8.3	7.8	7.5	6.9	8.8	8.3	8.0	5.3	9.1	7.2
<b>01.247</b>	<b>Sick Call Follow-up: If the provider ordered a follow-up sick call appointment, did it take place within the timeframe specified?</b>																
Score	56%	100%	100%	88%	76%		84%	84%	54%	64%	72%	100%	76%	78%	90%	100%	76%
Points Possible	5	5	5	5	5		5	5	5	5	5	5	5	5	5	5	5
Points Received	2.8	5.0	5.0	4.4	3.8		4.2	4.2	2.7	3.2	3.6	5.0	3.8	3.9	4.5	5.0	3.8
<b>02.015</b>	<b>Was a review of symptoms completed if the inmate's tuberculin test was positive, and were the results reviewed by the infection control nurse or the public health nurse?</b>																
Score							100%										
Points Possible							7										
Points Received							7.0										
<b>02.016</b>	<b>Did the institution complete the initial health screening on the same day the inmate arrived at the institution?</b>																
Score	90%	60%	100%	86%	100%	96%	93%	96%	100%	90%	90%	100%	96%	80%	90%	96%	96%
Points Possible	9	9	9	9	9	9	9	9	9	9	9	9	9	9	9	9	9
Points Received	8.1	5.4	9.0	7.7	9.0	8.6	8.4	8.6	9.0	8.1	8.1	9.0	8.6	7.2	8.1	8.6	8.6
<b>02.017</b>	<b>If "Yes" was answered to any of the questions on the initial health screening form(s), did the RN provide an assessment and disposition on the date of arrival?</b>																
Score	100%	91%	100%	34%	100%	78%	91%	95%	100%	100%	100%	100%	75%	81%	69%	95%	50%
Points Possible	8	8	8	8	8	8	8	8	8	8	8	8	8	8	8	8	8
Points Received	8.0	7.3	8.0	2.7	8.0	6.2	7.3	7.6	8.0	8.0	8.0	8.0	6.0	6.5	5.5	7.6	4.0
<b>02.018</b>	<b>If, during the assessment, the RN referred the inmate to a clinician, was the inmate seen within the timeframe?</b>																
Score	100%	60%	59%	80%	86%	88%	100%	53%	26%	90%	60%	71%	64%	61%		50%	100%
Points Possible	9	9	9	9	9	9	9	9	9	9	9	9	9	9		9	9
Points Received	9.0	5.4	5.3	7.2	7.7	7.9	9.0	4.8	2.3	8.1	5.4	6.4	5.8	5.5		4.5	9.0
<b>02.020</b>	<b>Did the LVN/RN adequately document the tuberculin test and timely reading of the test results; or, if the inmate did not have a TB test because of a previous positive TB test, was a review of signs and symptoms completed?</b>																
Score	100%	95%	100%	88%	100%	85%	97%	100%	95%	80%	95%	100%	100%	100%	100%	100%	100%
Points Possible	6	6	6	6	6	6	6	6	6	6	6	6	6	6	6	6	6
Points Received	6.0	5.7	6.0	5.3	6.0	5.1	5.8	6.0	5.7	4.8	5.7	6.0	6.0	6.0	6.0	6.0	6.0
<b>02.021</b>	<b>Reception Center: Did the inmate receive a history and physical by a Nurse Practitioner, Physician Assistant, or a Physician and Surgeon within the timeframe required by policy?</b>																
Score						100%	100%									100%	
Points Possible						7	7								7		
Points Received						7.0	7.0								7.0		

**APPENDIX C-2**

**Access to Providers and Services, Cycle 3**

**Page 2 of 8**

<b>Access to Providers and Services</b>																	
Category Definition: Assesses the prisons' effectiveness in ensuring that inmates are seen by primary care providers or provided services for routine, urgent, and emergency medical needs according to timelines set by CDCR policy.																	
Reference Number	ISP	KVSP	LAC	MCSP	NKSP	PBSP	PVSP	RJD	SAC	SATF	SCC	SOL	SQ	SVSP	VSPW	WSP	Average Score
<b>01.025</b>	<b>Did the RN complete a face-to-face (FTF) visit within one (1) business day after the Form 7362 was reviewed?</b>																
Score	90%	89%	97%	88%	73%	100%	100%	93%	76%	100%	100%	96%	89%	93%	100%	100%	94%
Points Possible	10	10	10	10	10	10	10	10	10	10	10	10	10	10	10	10	10
Points Received	9.0	8.9	9.7	8.8	7.3	10.0	10.0	9.3	7.6	10.0	10.0	9.6	8.9	9.3	10.0	10.0	9.4
<b>01.027</b>	<b>If the RN determined a referral to a primary care provider (PCP) was necessary, was the inmate seen within the timelines specified by the RN during the FTF triage?</b>																
Score	86%	61%	60%	70%	76%	75%	69%	93%	71%	52%	88%	69%	73%	60%	67%	94%	76%
Points Possible	10	10	10	10	10	10	10	10	10	10	10	10	10	10	10	10	10
Points Received	8.6	6.1	6.0	7.0	7.6	7.5	6.9	9.3	7.1	5.2	8.8	6.9	7.3	6.0	6.7	9.4	7.6
<b>01.247</b>	<b>Sick Call Follow-up: If the provider ordered a follow-up sick call appointment, did it take place within the timeframe specified?</b>																
Score	84%	80%	54%	100%	78%		100%	66%	100%	86%	100%	100%	76%	100%	60%	80%	83%
Points Possible	5	5	5	5	5		5	5	5	5	5	5	5	5	5	5	5
Points Received	4.2	4.0	2.7	5.0	3.9		5.0	3.3	5.0	4.3	5.0	5.0	3.8	5.0	3.0	4.0	4.1
<b>02.015</b>	<b>Was a review of symptoms completed if the inmate's tuberculin test was positive, and were the results reviewed by the infection control nurse or the public health nurse?</b>																
Score																	100%
Points Possible																	7
Points Received																	7.0
<b>02.016</b>	<b>Did the institution complete the initial health screening on the same day the inmate arrived at the institution?</b>																
Score	90%	100%	90%	90%	97%	100%	90%	87%	100%	100%	100%	100%	90%	100%	96%	93%	93%
Points Possible	9	9	9	9	9	9	9	9	9	9	9	9	9	9	9	9	9
Points Received	8.1	9.0	8.1	8.1	8.7	9.0	8.1	7.8	9.0	9.0	9.0	9.0	8.1	9.0	8.6	8.4	8.4
<b>02.017</b>	<b>If "Yes" was answered to any of the questions on the initial health screening form(s), did the RN provide an assessment and disposition on the date of arrival?</b>																
Score	29%	100%	100%	21%	100%	100%	100%	96%	100%	100%	100%	100%		100%	100%	100%	88%
Points Possible	8	8	8	8	8	8	8	8	8	8	8	8		8	8	8	8
Points Received	2.3	8.0	8.0	1.7	8.0	8.0	8.0	7.7	8.0	8.0	8.0	8.0		8.0	8.0	8.0	7.0
<b>02.018</b>	<b>If, during the assessment, the RN referred the inmate to a clinician, was the inmate seen within the timeframe?</b>																
Score	67%	64%	22%		26%	100%	67%	100%	76%	29%	100%	62%	69%	67%	100%		70%
Points Possible	9	9	9		9	9	9	9	9	9	9	9	9	9	9		9
Points Received	6.0	5.8	2.0		2.3	9.0	6.0	9.0	6.8	2.6	9.0	5.6	6.2	6.0	9.0		6.3
<b>02.020</b>	<b>Did the LVN/RN adequately document the tuberculin test and timely reading of the test results; or, if the inmate did not have a TB test because of a previous positive TB test, was a review of signs and symptoms completed?</b>																
Score	100%	90%	100%	90%	97%	93%	70%	100%	95%	88%	100%	100%	97%	100%	95%	90%	95%
Points Possible	6	6	6	6	6	6	6	6	6	6	6	6	6	6	6	6	6
Points Received	6.0	5.4	6.0	5.4	5.8	5.6	4.2	6.0	5.7	5.3	6.0	6.0	5.8	6.0	5.7	5.4	5.7
<b>02.021</b>	<b>Reception Center: Did the inmate receive a history and physical by a Nurse Practitioner, Physician Assistant, or a Physician and Surgeon within the timeframe required by policy?</b>																
Score						100%		100%									96%
Points Possible						7		7									7
Points Received						7.0		7.0									6.7

**APPENDIX C-2**  
**Access to Providers and Services, Cycle 3**  
**Page 3 of 8**

<b>Access to Providers and Services</b>																	
Category Definition: Assesses the prisons' effectiveness in ensuring that inmates are seen by primary care providers or provided services for routine, urgent, and emergency medical needs according to timelines set by CDCR policy.																	
Reference Number	ASP	CAL	CCC	CCI	CCWF	CEN	CIM	CIW	CMC	CMF	COR	CRC	CTF	CVSP	DVI	FSP	HDSP
<b>03.076</b>	<b>Was the inmate's most recent chronic care visit within the timeframe required by policy?</b>																
Score	68%	64%	74%	76%	92%	91%	80%	72%	44%	68%	84%	80%	68%	80%	88%	96%	64%
Points Possible	20	20	20	20	20	20	20	20	20	20	20	20	20	20	20	20	20
Points Received	13.6	12.8	14.8	15.2	18.3	18.2	16.0	14.4	8.8	13.6	16.8	16.0	13.6	16.0	17.6	19.2	12.8
<b>04.051</b>	<b>Did the primary care provider (PCP) evaluate the inmate within one (1) calendar day after placement?</b>																
Score	100%	100%	80%	100%			100%	100%		92%	80%	88%	80%	80%	80%		
Points Possible	5	5	5	5			5	5		5	5	5	5	5	5		
Points Received	5.0	5.0	4.0	5.0			5.0	5.0		4.6	4.0	4.4	4.0	4.0	4.0		
<b>04.052</b>	<b>Did the RN complete an initial assessment of the inmate on the day of placement?</b>																
Score	100%	100%	90%	100%			100%	100%		76%	100%	100%	100%	100%	90%		
Points Possible	5	5	5	5			5	5		5	5	5	5	5	5		
Points Received	5.0	5.0	4.5	5.0			5.0	5.0		3.8	5.0	5.0	5.0	5.0	4.5		
<b>04.053</b>	<b>While the inmate was placed in the OHU, did the PCP complete the Subjective, Objective, Assessment, Plan and Education (SOAPE) at a minimum of every 14 days?</b>																
Score	100%	90%	100%	100%			100%	100%		83%	60%	90%	100%	100%	90%		
Points Possible	4	4	4	4			4	4		4	4	4	4	4	4		
Points Received	4.0	3.6	4.0	4.0			4.0	4.0		3.3	2.4	3.6	4.0	4.0	3.6		
<b>06.049</b>	<b>Radiology order: Was the radiology service provided within the timeframe specified in the physician's order?</b>																
Score	100%	76%	100%	100%	100%	100%	100%	80%	100%	100%	100%	100%	100%	100%	100%	100%	100%
Points Possible	7	7	7	7	7	7	7	7	7	7	7	7	7	7	7	7	7
Points Received	7.0	5.3	7.0	7.0	7.0	7.0	7.0	5.6	7.0	7.0	7.0	7.0	7.0	7.0	7.0	7.0	7.0
<b>06.188</b>	<b>All laboratory orders: Was the specimen collected within the applicable timeframes of the physician's order?</b>																
Score	90%	90%	100%	90%	90%	60%	88%	100%	100%	100%	100%	90%	80%	100%	100%	100%	90%
Points Possible	6	6	6	6	6	6	6	6	6	6	6	6	6	6	6	6	6
Points Received	5.4	5.4	6.0	5.4	5.4	3.6	5.3	6.0	6.0	6.0	6.0	5.4	4.8	6.0	6.0	6.0	5.4
<b>07.035</b>	<b>Did the inmate receive the specialty service within specified timeframes?</b>																
Score	100%	100%	100%	94%	100%	100%	100%	94%	100%	94%	100%	94%	82%	94%	100%	100%	100%
Points Possible	9	9	9	9	9	9	9	9	9	9	9	9	9	9	9	9	9
Points Received	9.0	9.0	9.0	8.5	9.0	9.0	9.0	8.5	9.0	8.5	9.0	8.5	7.4	8.5	9.0	9.0	9.0
<b>07.043</b>	<b>Did the PCP review the specialist's report and see the inmate for a follow-up appointment within specified timelines following completion of the specialty service?</b>																
Score	79%	100%	69%	67%	100%	88%	100%	86%	69%	31%	83%	64%	50%	92%	71%	94%	92%
Points Possible	10	10	10	10	10	10	10	10	10	10	10	10	10	10	10	10	10
Points Received	7.9	10.0	6.9	6.7	10.0	8.8	10.0	8.6	6.9	3.1	8.3	6.4	5.0	9.2	7.1	9.4	9.2
<b>08.184</b>	<b>Did the medical emergency responder arrive at the location of the medical emergency within eight (8) minutes of initial notification?</b>																
Score	100%	100%	80%	100%	100%	100%	100%	100%	100%	100%	100%	80%	100%	100%	100%	100%	100%
Points Possible	6	6	6	6	6	6	6	6	6	6	6	6	6	6	6	6	6
Points Received	6.0	6.0	4.8	6.0	6.0	6.0	6.0	6.0	6.0	6.0	6.0	4.8	6.0	6.0	6.0	6.0	6.0

**APPENDIX C-2**  
**Access to Providers and Services, Cycle 3**  
**Page 4 of 8**

<b>Access to Providers and Services</b>																		
Category Definition: Assesses the prisons' effectiveness in ensuring that inmates are seen by primary care providers or provided services for routine, urgent, and emergency medical needs according to timelines set by CDCR policy.																		
Reference Number	ISP	KVSP	LAC	MCSP	NKSP	PBSP	PVSP	RJD	SAC	SATF	SCC	SOL	SQ	SVSP	VSPW	WSP	Average Score	
<b>03.076</b>	<b>Was the inmate's most recent chronic care visit within the timeframe required by policy?</b>																	
Score	86%	64%	84%	80%	68%	96%	60%	72%	76%	64%	96%	68%	48%	84%	92%	60%	75%	
Points Possible	20	20	20	20	20	20	20	20	20	20	20	20	20	20	20	20	20	
Points Received	17.1	12.8	16.8	16.0	13.6	19.2	12.0	14.4	15.2	12.8	19.2	13.6	9.6	16.8	18.4	12.0	15.1	
<b>04.051</b>	<b>Did the primary care provider (PCP) evaluate the inmate within one (1) calendar day after placement?</b>																	
Score	100%								100%		90%		90%		100%		92%	
Points Possible	5								5		5		5		5		5	
Points Received	5.0								5.0		4.5		4.5		5.0		4.6	
<b>04.052</b>	<b>Did the RN complete an initial assessment of the inmate on the day of placement?</b>																	
Score	100%								100%		100%		100%		100%		97%	
Points Possible	5								5		5		5		5		5	
Points Received	5.0								5.0		5.0		5.0		5.0		4.9	
<b>04.053</b>	<b>While the inmate was placed in the OHU, did the PCP complete the Subjective, Objective, Assessment, Plan and Education (SOAPE) at a minimum of every 14 days?</b>																	
Score	90%								68%		90%		68%		100%		90%	
Points Possible	4								4		4		4		4		4	
Points Received	3.6								2.7		3.6		2.7		4.0		3.6	
<b>06.049</b>	<b>Radiology order: Was the radiology service provided within the timeframe specified in the physician's order?</b>																	
Score	100%	100%	100%	100%	100%	100%	100%	100%	100%	100%	100%	100%	100%	100%	100%	100%	100%	99%
Points Possible	7	7	7	7	7	7	7	7	7	7	7	7	7	7	7	7	7	7
Points Received	7.0	7.0	7.0	7.0	7.0	7.0	7.0	7.0	7.0	7.0	7.0	7.0	7.0	7.0	7.0	7.0	7.0	6.9
<b>06.188</b>	<b>All laboratory orders: Was the specimen collected within the applicable timeframes of the physician's order?</b>																	
Score	100%	80%	100%	78%	100%	100%	100%	100%	90%	90%	100%	90%	80%	100%	78%	100%	93%	
Points Possible	6	6	6	6	6	6	6	6	6	6	6	6	6	6	6	6	6	
Points Received	6.0	4.8	6.0	4.7	6.0	6.0	6.0	6.0	5.4	5.4	6.0	5.4	4.8	6.0	4.7	6.0	5.6	
<b>07.035</b>	<b>Did the inmate receive the specialty service within specified timeframes?</b>																	
Score	100%	94%	100%	94%	94%	100%	88%	67%	82%	69%	100%	94%	88%	94%	100%	100%	95%	
Points Possible	9	9	9	9	9	9	9	9	9	9	9	9	9	9	9	9	9	
Points Received	9.0	8.5	9.0	8.5	8.5	9.0	7.9	6.0	7.4	6.2	9.0	8.5	7.9	8.5	9.0	9.0	8.5	
<b>07.043</b>	<b>Did the PCP review the specialist's report and see the inmate for a follow-up appointment within specified timelines following completion of the specialty service?</b>																	
Score	83%	62%	73%	93%	62%	50%	57%	77%	18%	60%	100%	77%	55%	87%	100%	79%	75%	
Points Possible	10	10	10	10	10	10	10	10	10	10	10	10	10	10	10	10	10	
Points Received	8.3	6.2	7.3	9.3	6.2	5.0	5.7	7.7	1.8	6.0	10.0	7.7	5.5	8.7	10.0	7.9	7.5	
<b>08.184</b>	<b>Did the medical emergency responder arrive at the location of the medical emergency within eight (8) minutes of initial notification?</b>																	
Score	100%	100%	100%	100%	100%	100%	100%	100%	40%	100%	100%	100%	100%	100%	100%	100%	97%	
Points Possible	6	6	6	6	6	6	6	6	6	6	6	6	6	6	6	6	6	
Points Received	6.0	6.0	6.0	6.0	6.0	6.0	6.0	6.0	2.4	6.0	6.0	6.0	6.0	6.0	6.0	6.0	5.8	

**APPENDIX C-2**

**Access to Providers and Services, Cycle 3**

**Page 5 of 8**

<b>Access to Providers and Services</b>																	
Category Definition: Assesses the prisons' effectiveness in ensuring that inmates are seen by primary care providers or provided services for routine, urgent, and emergency medical needs according to timelines set by CDCR policy.																	
Reference Number	ASP	CAL	CCC	CCI	CCWF	CEN	CIM	CIW	CMC	CMF	COR	CRC	CTF	CVSP	DVI	FSP	HDSP
<b>09.066</b>	<b>New arrival only: Did the inmate receive a pregnancy test within three (3) business days of arrival at the institution to positively identify her pregnancy?</b>																
	Score 100%																
	Points Possible 5																
	Points Received 5.0																
<b>09.067</b>	<b>New arrival only: Was the inmate seen by an OB physician or OB nurse practitioner within seven (7) business days of her arrival at the institution?</b>																
	Score 100%																
	Points Possible 5																
	Points Received 5.0																
<b>09.071</b>	<b>Did the inmate visit with an OB physician according to the applicable timeframes?</b>																
	Score 100%																
	Points Possible 8																
	Points Received 8.0																
<b>09.074</b>	<b>Did the inmate receive her six-week check-up (post-delivery)?</b>																
	Score 60%																
	Points Possible 7																
	Points Received 4.2																
<b>10.085</b>	<b>All inmates from the age of 51 through the age of 75: Did the inmate appropriately receive colorectal cancer screening?</b>																
	100%	60%	80%	90%	100%	90%	80%	100%	90%	80%	90%	90%	90%	100%	70%	100%	100%
	5	5	5	5	5	5	5	5	5	5	5	5	5	5	5	5	5
	5.0	3.0	4.0	4.5	5.0	4.5	4.0	5.0	4.5	4.0	4.5	4.5	4.5	5.0	3.5	5.0	5.0
<b>10.086</b>	<b>All inmates age 65 and older: Did the inmate receive an influenza vaccination for the most recent influenza season?</b>																
	100%	100%	100%	100%	100%	100%	100%	100%	100%	100%	100%	100%	100%	100%	100%	100%	100%
	6	6	6	6	6	6	6	6	6	6	6	6	6	6	6	6	6
	6.0	6.0	6.0	6.0	6.0	6.0	6.0	6.0	6.0	6.0	6.0	6.0	6.0	6.0	6.0	6.0	6.0
<b>10.087</b>	<b>Female inmates from the age of 52 through the age of 74: Did the inmate receive a mammogram within the previous 24 months?</b>																
	Score 100%																
	Points Possible 5																
	Points Received 5.0																
<b>10.229</b>	<b>Annual TB Screening: Was the inmate appropriately screened for TB within the last year?</b>																
	100%	100%	100%	100%	100%	100%	100%	100%	100%	60%	100%	100%	100%	100%	100%	100%	90%
	7	7	7	7	7	7	7	7	7	7	7	7	7	7	7	7	7
	7.0	7.0	7.0	7.0	7.0	7.0	7.0	7.0	7.0	4.2	7.0	7.0	7.0	7.0	7.0	7.0	6.3
<b>10.232</b>	<b>Inmates prescribed INH: Did the institution monitor the inmate monthly for the most recent three months he or she was on the medication?</b>																
	100%	100%	100%	80%	60%	100%	60%	100%	100%	100%	100%	100%	100%	100%	80%	100%	100%
	6	6	6	6	6	6	6	6	6	6	6	6	6	6	6	6	6
	6.0	6.0	6.0	4.8	3.6	6.0	3.6	6.0	6.0	6.0	6.0	6.0	6.0	6.0	4.8	6.0	6.0



**APPENDIX C-2**

**Access to Providers and Services, Cycle 3**

**Page 6 of 8**

<b>Access to Providers and Services</b>																			
Category Definition: Assesses the prisons' effectiveness in ensuring that inmates are seen by primary care providers or provided services for routine, urgent, and emergency medical needs according to timelines set by CDCR policy.																			
Reference Number	ISP	KVSP	LAC	MCSP	NKSP	PBSP	PVSP	RJD	SAC	SATF	SCC	SOL	SQ	SVSP	VSPW	WSP	Average Score		
09.066	<b>New arrival only: Did the inmate receive a pregnancy test within three (3) business days of arrival at the institution to positively identify her pregnancy?</b>																		
	Score																		100%
	Points Possible																		5
	Points Received																		5.0
09.067	<b>New arrival only: Was the inmate seen by an OB physician or OB nurse practitioner within seven (7) business days of her arrival at the institution?</b>																		
	Score																		100%
	Points Possible																		5
	Points Received																		5.0
09.071	<b>Did the inmate visit with an OB physician according to the applicable timeframes?</b>																		
	Score																		100%
	Points Possible																		8
	Points Received																		7.6
09.074	<b>Did the inmate receive her six-week check-up (post-delivery)?</b>																		
	Score																		100%
	Points Possible																		7
	Points Received																		5.6
10.085	<b>All inmates from the age of 51 through the age of 75: Did the inmate appropriately receive colorectal cancer screening?</b>																		
	Score	100%	70%	100%	100%	60%	100%	100%	100%	80%	100%	100%	90%	90%	80%	90%	50%	88%	
	Points Possible	5	5	5	5	5	5	5	5	5	5	5	5	5	5	5	5	5	
	Points Received	5.0	3.5	5.0	5.0	3.0	5.0	5.0	5.0	4.0	5.0	5.0	4.5	4.5	4.0	4.5	2.5	4.4	
10.086	<b>All inmates age 65 and older: Did the inmate receive an influenza vaccination for the most recent influenza season?</b>																		
	Score	100%	100%	100%	100%	100%	100%	100%	90%	80%	100%	100%	100%	100%	100%	100%	100%	99%	
	Points Possible	6	6	6	6	6	6	6	6	6	6	6	6	6	6	6	6	6	
	Points Received	6.0	6.0	6.0	6.0	6.0	6.0	6.0	5.4	4.8	6.0	6.0	6.0	6.0	6.0	6.0	6.0	5.9	
10.087	<b>Female inmates from the age of 52 through the age of 74: Did the inmate receive a mammogram within the previous 24 months?</b>																		
	Score																		90%
	Points Possible																		5
	Points Received																		4.8
10.229	<b>Annual TB Screening: Was the inmate appropriately screened for TB within the last year?</b>																		
	Score	90%	100%	100%	90%	100%	100%	100%	80%	50%	100%	100%	90%	100%	100%	100%	100%	95%	
	Points Possible	7	7	7	7	7	7	7	7	7	7	7	7	7	7	7	7	7	
	Points Received	6.3	7.0	7.0	6.3	7.0	7.0	7.0	5.6	3.5	7.0	7.0	6.3	7.0	7.0	7.0	7.0	6.7	
10.232	<b>Inmates prescribed INH: Did the institution monitor the inmate monthly for the most recent three months he or she was on the medication?</b>																		
	Score	80%	0%	60%	100%	100%	100%	80%	80%	100%	100%	100%	100%	100%	100%	100%	100%	90%	
	Points Possible	6	6	6	6	6	6	6	6	6	6	6	6	6	6	6	6	6	
	Points Received	4.8	0.0	3.6	6.0	6.0	6.0	4.8	4.8	6.0	6.0	6.0	6.0	6.0	6.0	6.0	6.0	5.4	

**APPENDIX C-2**  
**Access to Providers and Services, Cycle 3**  
**Page 7 of 8**

<b>Access to Providers and Services</b>																	
Category Definition: Assesses the prisons' effectiveness in ensuring that inmates are seen by primary care providers or provided services for routine, urgent, and emergency medical needs according to timelines set by CDCR policy.																	
Reference Number	ASP	CAL	CCC	CCI	CCWF	CEN	CIM	CIW	CMC	CMF	COR	CRC	CTF	CVSP	DVI	FSP	HDSP
<b>10.274</b>	<b>Female inmates from the age of 24 through the age of 65: Did the inmate receive a Pap smear in compliance with policy?</b>																
Score					100%			100%									
Points Possible					5			5									
Points Received					5.0			5.0									
<b>11.097</b>	<b>Was the inmate offered initial baseline services for the hunger strike in accordance with policy requirements?</b>																
Score		100%		60%		100%	100%		100%	100%	100%		100%		100%	100%	100%
Points Possible		6		6		6	6		6	6	6		6		6	6	6
Points Received		6.0		3.6		6.0	6.0		6.0	6.0	6.0		6.0		6.0	6.0	6.0
<b>11.099</b>	<b>After the first 48 hours, did an RN or PCP complete daily assessments in accordance with policy requirements?</b>																
Score		100%		40%		100%	100%		100%	33%	78%		100%		100%	100%	100%
Points Possible		6		6		6	6		6	6	6		6		6	6	6
Points Received		6.0		2.4		6.0	6.0		6.0	2.0	4.7		6.0		6.0	6.0	6.0
<b>11.100</b>	<b>Was the hunger strike participant offered physician/primary care provider services as required by policy?</b>																
Score		100%		60%		100%	100%		80%	100%	80%		0%		100%	100%	100%
Points Possible		7		7		7	7		7	7	7		7		7	7	7
Points Received		7.0		4.2		7.0	7.0		5.6	7.0	5.6		0.0		7.0	7.0	7.0
<b>21.249</b>	<b>Upon the inmate's discharge from the community hospital, did the inmate receive a follow-up appointment with his or her Primary Care Provider (PCP) within five (5) calendar days of discharge?</b>																
Score	100%	79%	88%	100%	96%	81%	100%	95%	95%	100%	95%	88%	96%	96%	84%	96%	95%
Points Possible	8	8	8	8	8	8	8	8	8	8	8	8	8	8	8	8	8
Points Received	8.0	6.3	7.0	8.0	7.7	6.5	8.0	7.6	7.6	8.0	7.6	7.0	7.7	7.7	6.7	7.7	7.6
Total Points Possible	161	180	161	180	182	161	194	191	166	180	180	161	180	161	178	166	166
Total Points Received	147.2	156.2	144.3	148.5	170.2	148.1	181.9	170.3	137.9	146.1	158.7	143.3	148.2	144.5	156.6	157.5	147.9
Total Score	91.4%	86.8%	89.6%	82.5%	93.5%	92.0%	93.8%	89.2%	83.1%	81.2%	88.2%	89.0%	82.3%	89.8%	88.0%	94.9%	89.1%

**APPENDIX C-2**

**Access to Providers and Services, Cycle 3**

**Page 8 of 8**

<b>Access to Providers and Services</b>																	
Category Definition: Assesses the prisons' effectiveness in ensuring that inmates are seen by primary care providers or provided services for routine, urgent, and emergency medical needs according to timelines set by CDCR policy.																	
Reference Number	ISP	KVSP	LAC	MCSP	NKSP	PBSP	PVSP	RJD	SAC	SATF	SCC	SOL	SQ	SVSP	VSPW	WSP	Average Score
<b>10.274</b>	<b>Female inmates from the age of 24 through the age of 65: Did the inmate receive a Pap smear in compliance with policy?</b>																
Score																100%	100%
Points Possible																5	5
Points Received																5.0	5.0
<b>11.097</b>	<b>Was the inmate offered initial baseline services for the hunger strike in accordance with policy requirements?</b>																
Score		80%	80%				100%	100%	80%	100%		100%	80%	100%		100%	94%
Points Possible		6	6				6	6	6	6		6	6	6		6	6
Points Received		4.8	4.8				6.0	6.0	4.8	6.0		6.0	4.8	6.0		6.0	5.7
<b>11.099</b>	<b>After the first 48 hours, did an RN or PCP complete daily assessments in accordance with policy requirements?</b>																
Score		20%	80%				60%	80%	60%	60%		33%	80%	80%		100%	76%
Points Possible		6	6				6	6	6	6		6	6	6		6	6
Points Received		1.2	4.8				3.6	4.8	3.6	3.6		2.0	4.8	4.8		6.0	4.6
<b>11.100</b>	<b>Was the hunger strike participant offered physician/primary care provider services as required by policy?</b>																
Score		20%	100%				76%	80%	100%	80%		33%	80%	100%		100%	80%
Points Possible		7	7				7	7	7	7		7	7	7		7	7
Points Received		1.4	7.0				5.3	5.6	7.0	5.6		2.3	5.6	7.0		7.0	5.6
<b>21.249</b>	<b>Upon the inmate's discharge from the community hospital, did the inmate receive a follow-up appointment with his or her Primary Care Provider (PCP) within five (5) calendar days of discharge?</b>																
Score	100%	86%	100%	100%	64%	23%	90%	91%	78%	60%	100%	86%	84%	95%	96%	86%	89%
Points Possible	8	8	8	8	8	8	8	8	8	8	8	8	8	8	8	8	8
Points Received	8.0	6.9	8.0	8.0	5.1	1.8	7.2	7.3	6.2	4.8	8.0	6.9	6.7	7.6	7.7	6.9	7.1
Total Points Possible	161	166	166	138	154	142	166	173	180	166	161	166	172	166	191	164	5580
Total Points Received	141.3	123.3	140.8	118.8	125.0	127.1	137.7	151.0	141.0	131.8	158.1	138.3	138.5	150.7	180.8	147.2	4858.8
Total Score	87.8%	74.3%	84.8%	86.1%	81.2%	89.5%	83.0%	87.3%	78.3%	79.4%	98.2%	83.3%	80.5%	90.8%	94.7%	89.8%	87.1%

**APPENDIX C-3**  
**C-3 Primary Care Provider Responsibilities, Cycle 3**  
**Page 1 of 6**

<b>Primary Care Provider Responsibilities</b>																	
Category Definition: Assesses how well the prisons' physicians, nurse practitioners, and physician assistants perform their duties and whether processes related to providing clinical care are consistent with policy.																	
Reference Number	ASP	CAL	CCC	CCI	CCWF	CEN	CIM	CIW	CMC	CMF	COR	CRC	CTF	CVSP	DVI	FSP	HDSP
<b>02.211</b>	<b>Reception Center: Is the history of present illness section of the provider's intake history and physical examination complete and appropriate to the chief complaint(s), if any?</b>																
Score					100%		85%								70%		
Points Possible					2		2								2		
Points Received					2.0		1.7								1.4		
<b>02.212</b>	<b>Reception Center: Is the past medical history complete?</b>																
Score					100%		90%								80%		
Points Possible					2		2								2		
Points Received					2.0		1.8								1.6		
<b>02.213</b>	<b>Reception Center: Is the family and social history complete?</b>																
Score					100%		100%								100%		
Points Possible					1		1								1		
Points Received					1.0		1.0								1.0		
<b>02.215</b>	<b>Reception Center: Is the review of systems complete?</b>																
Score					100%		80%								100%		
Points Possible					2		2								2		
Points Received					2.0		1.6								2.0		
<b>02.216</b>	<b>Reception Center: Is the physical examination complete and appropriate to the history and review of systems?</b>																
Score					100%		90%								100%		
Points Possible					2		2								2		
Points Received					2.0		1.8								2.0		
<b>02.217</b>	<b>Reception Center: Is the assessment appropriate to the history and physical examination?</b>																
Score					90%		77%								100%		
Points Possible					3		3								3		
Points Received					2.7		2.3								3.0		
<b>02.218</b>	<b>Reception Center: Is the plan appropriate to the assessment?</b>																
Score					100%		100%								100%		
Points Possible					4		4								4		
Points Received					4.0		4.0								4.0		
<b>02.219</b>	<b>Reception Center: Has required intake testing been completed?</b>																
Score					60%		50%								100%		
Points Possible					3		3								3		
Points Received					1.8		1.5								3.0		
<b>03.082</b>	<b>Did the institution document that it provided the inmate with health care education?</b>																
Score	100%	100%	100%	100%	97%	100%	100%	100%	97%	100%	88%	100%	100%	100%	100%	97%	100%
Points Possible	6	6	6	6	6	6	6	6	6	6	6	6	6	6	6	6	6
Points Received	6.0	6.0	6.0	6.0	5.8	6.0	6.0	6.0	5.8	6.0	5.3	6.0	6.0	6.0	6.0	5.8	6.0

**APPENDIX C-3**  
**Primary Care Provider Responsibilities, Cycle 3**  
**Page 2 of 6**

<b>Primary Care Provider Responsibilities</b>																	
Category Definition: Assesses how well the prisons' physicians, nurse practitioners, and physician assistants perform their duties and whether processes related to providing clinical care are consistent with policy.																	
Reference Number	ISP	KVSP	LAC	MCSP	NKSP	PBSP	PVSP	RJD	SAC	SATF	SCC	SOL	SQ	SVSP	VSPW	WSP	Average Score
<b>02.211</b>	<b>Reception Center: Is the history of present illness section of the provider's intake history and physical examination complete and appropriate to the chief complaint(s), if any?</b>																
Score					85%			100%								90%	88%
Points Possible					2			2								2	2
Points Received					1.7			2.0								1.8	1.8
<b>02.212</b>	<b>Reception Center: Is the past medical history complete?</b>																
Score					85%			100%								80%	89%
Points Possible					2			2								2	2
Points Received					1.7			2.0								1.6	1.8
<b>02.213</b>	<b>Reception Center: Is the family and social history complete?</b>																
Score					100%			80%								100%	97%
Points Possible					1			1								1	1
Points Received					1.0			0.8								1.0	1.0
<b>02.215</b>	<b>Reception Center: Is the review of systems complete?</b>																
Score					85%			80%								100%	91%
Points Possible					2			2								2	2
Points Received					1.7			1.6								2.0	1.8
<b>02.216</b>	<b>Reception Center: Is the physical examination complete and appropriate to the history and review of systems?</b>																
Score					95%			100%								100%	98%
Points Possible					2			2								2	2
Points Received					1.9			2.0								2.0	2.0
<b>02.217</b>	<b>Reception Center: Is the assessment appropriate to the history and physical examination?</b>																
Score					83%			100%								90%	90%
Points Possible					3			3								3	3
Points Received					2.5			3.0								2.7	2.7
<b>02.218</b>	<b>Reception Center: Is the plan appropriate to the assessment?</b>																
Score					88%			100%								95%	97%
Points Possible					4			4								4	4
Points Received					3.5			4.0								3.8	3.9
<b>02.219</b>	<b>Reception Center: Has required intake testing been completed?</b>																
Score					100%			100%					100%			40%	79%
Points Possible					3			3					3			3	3
Points Received					3.0			3.0					3.0			1.2	2.4
<b>03.082</b>	<b>Did the institution document that it provided the inmate with health care education?</b>																
Score	95%	100%	100%	92%	97%	100%	100%	100%	100%	97%	100%	100%	92%	83%	97%	97%	98%
Points Possible	6	6	6	6	6	6	6	6	6	6	6	6	6	6	6	6	6
Points Received	5.7	6.0	6.0	5.5	5.8	6.0	6.0	6.0	6.0	5.8	6.0	6.0	5.5	5.0	5.8	5.8	5.9

**APPENDIX C-3**  
**Primary Care Provider Responsibilities, Cycle 3**  
**Page 3 of 6**

<b>Primary Care Provider Responsibilities</b>																	
Category Definition: Assesses how well the prisons' physicians, nurse practitioners, and physician assistants perform their duties and whether processes related to providing clinical care are consistent with policy.																	
Reference Number	ASP	CAL	CCC	CCI	CCWF	CEN	CIM	CIW	CMC	CMF	COR	CRC	CTF	CVSP	DVI	FSP	HDSP
<b>03.235</b>	<b>Is the clinical history adequate?</b>																
Score	68%	80%	69%	84%	88%	79%	84%	60%	68%	92%	88%	68%	64%	60%	88%	88%	76%
Points Possible	18	18	18	18	18	18	18	18	18	18	18	18	18	18	18	18	18
Points Received	12.2	14.4	12.5	15.1	15.8	14.3	15.1	10.8	12.2	16.6	15.8	12.2	11.5	10.8	15.8	15.8	13.7
<b>03.236</b>	<b>Is the focused clinical examination adequate?</b>																
Score	91%	85%	68%	86%	90%	57%	95%	88%	62%	81%	100%	68%	85%	86%	86%	100%	91%
Points Possible	16	16	16	16	16	16	16	16	16	16	16	16	16	16	16	16	16
Points Received	14.5	13.6	10.9	13.7	14.4	9.1	15.2	14.0	9.9	13.0	16.0	10.9	13.6	13.7	13.8	16.0	14.5
<b>03.237</b>	<b>Is the assessment adequate?</b>																
Score	67%	69%	68%	83%	96%	91%	86%	73%	73%	100%	78%	82%	95%	89%	92%	87%	91%
Points Possible	18	18	18	18	18	18	18	18	18	18	18	18	18	18	18	18	18
Points Received	12.0	12.5	12.3	14.9	17.2	16.4	15.5	13.1	13.1	18.0	14.1	14.7	17.1	16.1	16.5	15.7	16.3
<b>03.238</b>	<b>Is the plan adequate?</b>																
Score	95%	82%	94%	82%	83%	59%	100%	86%	78%	100%	87%	73%	79%	74%	87%	100%	80%
Points Possible	21	21	21	21	21	21	21	21	21	21	21	21	21	21	21	21	21
Points Received	20.0	17.2	19.8	17.2	17.5	12.3	21.0	18.0	16.3	21.0	18.3	15.3	16.6	15.5	18.3	21.0	16.8
<b>03.262</b>	<b>Is the inmate's Problem List complete and filed accurately in the inmate's Unit Health Record (UHR)?</b>																
Score	96%	100%	100%	93%	100%	84%	84%	100%	93%	44%	100%	84%	100%	93%	100%	100%	100%
Points Possible	8	8	8	8	8	8	8	8	8	8	8	8	8	8	8	8	8
Points Received	7.7	8.0	8.0	7.4	8.0	6.7	6.7	8.0	7.4	3.5	8.0	6.7	8.0	7.4	8.0	8.0	8.0
<b>04.056</b>	<b>Did the PCP's plan adequately address the patient's medical needs?</b>																
Score	89%	100%	100%	100%			100%	80%		100%	100%	100%	100%	100%	100%		
Points Possible	7	7	7	7			7	7		7	7	7	7	7	7		
Points Received	6.2	7.0	7.0	7.0			7.0	5.6		7.0	7.0	7.0	7.0	7.0	7.0		
<b>04.112</b>	<b>Was the PCP's initial evaluation adequate for the problem(s) requiring OHU placement?</b>																
Score	80%	100%	70%	100%			90%	80%		76%	70%	23%	90%	80%	100%		
Points Possible	7	7	7	7			7	7		7	7	7	7	7	7		
Points Received	5.6	7.0	4.9	7.0			6.3	5.6		5.3	4.9	1.6	6.3	5.6	7.0		
<b>04.208</b>	<b>Was the level of care available in the OHU adequate for the patient's clinical needs?</b>																
Score	100%	100%	100%	100%			100%	100%		100%	100%	100%	100%	100%	100%		
Points Possible	7	7	7	7			7	7		7	7	7	7	7	7		
Points Received	7.0	7.0	7.0	7.0			7.0	7.0		7.0	7.0	7.0	7.0	7.0	7.0		
<b>04.230</b>	<b>Was the PCP's initial assessment (or diagnoses) appropriate for the findings in the initial evaluation?</b>																
Score	100%	100%	100%	100%			100%	100%		100%	100%	100%	100%	77%	100%		
Points Possible	7	7	7	7			7	7		7	7	7	7	7	7		
Points Received	7.0	7.0	7.0	7.0			7.0	7.0		7.0	7.0	7.0	7.0	5.4	7.0		

**APPENDIX C-3**  
**Primary Care Provider Responsibilities, Cycle 3**  
**Page 4 of 6**

<b>Primary Care Provider Responsibilities</b>																		
Category Definition: Assesses how well the prisons' physicians, nurse practitioners, and physician assistants perform their duties and whether processes related to providing clinical care are consistent with policy.																		
Reference Number		ISP	KVSP	LAC	MCSP	NKSP	PBSP	PVSP	RJD	SAC	SATF	SCC	SOL	SQ	SVSP	VSPW	WSP	Average Score
03.235	<b>Is the clinical history adequate?</b>																	
	Score	86%	72%	96%	96%	64%	79%	92%	100%	72%	88%	92%	84%	76%	80%	100%	64%	80%
	Points Possible	18	18	18	18	18	18	18	18	18	18	18	18	18	18	18	18	18
	Points Received	15.4	13.0	17.3	17.3	11.5	14.3	16.6	18.0	13.0	15.8	16.5	15.1	13.7	14.4	18.0	11.5	14.4
03.236	<b>Is the focused clinical examination adequate?</b>																	
	Score	100%	65%	100%	91%	64%	80%	80%	81%	81%	80%	91%	100%	85%	96%	100%	69%	84%
	Points Possible	16	16	16	16	16	16	16	16	16	16	16	16	16	16	16	16	16
	Points Received	16.0	10.4	16.0	14.5	10.2	12.8	12.8	13.0	13.0	12.8	14.6	16.0	13.6	15.3	16.0	11.1	13.5
03.237	<b>Is the assessment adequate?</b>																	
	Score	75%	80%	96%	100%	94%	88%	83%	92%	84%	87%	100%	83%	92%	80%	96%	88%	86%
	Points Possible	18	18	18	18	18	18	18	18	18	18	18	18	18	18	18	18	18
	Points Received	13.5	14.4	17.3	18.0	16.9	15.8	15.0	16.6	15.2	15.7	18.0	14.9	16.6	14.4	17.3	15.9	15.5
03.238	<b>Is the plan adequate?</b>																	
	Score	88%	90%	100%	79%	84%	92%	96%	90%	76%	76%	92%	86%	92%	82%	88%	81%	86%
	Points Possible	21	21	21	21	21	21	21	21	21	21	21	21	21	21	21	21	21
	Points Received	18.4	18.9	21.0	16.6	17.7	19.3	20.1	18.9	16.0	16.0	19.3	18.0	19.3	17.3	18.5	17.0	18.0
03.262	<b>Is the inmate's Problem List complete and filed accurately in the inmate's Unit Health Record (UHR)?</b>																	
	Score	95%	28%	96%	100%	76%	71%	100%	93%	80%	100%	100%	93%	96%	100%	100%	100%	91%
	Points Possible	8	8	8	8	8	8	8	8	8	8	8	8	8	8	8	8	8
	Points Received	7.6	2.2	7.7	8.0	6.1	5.7	8.0	7.4	6.4	8.0	8.0	7.4	7.7	8.0	8.0	8.0	7.3
04.056	<b>Did the PCP's plan adequately address the patient's medical needs?</b>																	
	Score	100%								67%		100%		100%		100%		96%
	Points Possible	7								7		7		7		7		7
	Points Received	7.0								4.7		7.0		7.0		7.0		6.7
04.112	<b>Was the PCP's initial evaluation adequate for the problem(s) requiring OHU placement?</b>																	
	Score	80%								100%		90%		100%		70%		82%
	Points Possible	7								7		7		7		7		7
	Points Received	5.6								7.0		6.3		7.0		4.9		5.8
04.208	<b>Was the level of care available in the OHU adequate for the patient's clinical needs?</b>																	
	Score	100%								100%		100%		100%		100%		100%
	Points Possible	7								7		7		7		7		7
	Points Received	7.0								7.0		7.0		7.0		7.0		7.0
04.230	<b>Was the PCP's initial assessment (or diagnoses) appropriate for the findings in the initial evaluation?</b>																	
	Score	100%								100%		90%		100%		100%		98%
	Points Possible	7								7		7		7		7		7
	Points Received	7.0								7.0		6.3		7.0		7.0		6.9

**APPENDIX C-3**  
**Primary Care Provider Responsibilities, Cycle 3**  
**Page 5 of 6**

<b>Primary Care Provider Responsibilities</b>																	
Category Definition: Assesses how well the prisons' physicians, nurse practitioners, and physician assistants perform their duties and whether processes related to providing clinical care are consistent with policy.																	
Reference Number	ASP	CAL	CCC	CCI	CCWF	CEN	CIM	CIW	CMC	CMF	COR	CRC	CTF	CVSP	DVI	FSP	HDSP
<b>06.191</b>	<b>All diagnostic services: At the next clinic visit following report of a clinically significant abnormal diagnostic test result, did the PCP document the abnormal</b>																
Score	71%	59%	80%	59%	69%	71%	80%	69%	71%	73%	59%	83%	73%	53%	90%	93%	67%
Points Possible	7	7	7	7	7	7	7	7	7	7	7	7	7	7	7	7	7
Points Received	5.0	4.1	5.6	4.1	4.8	5.0	5.6	4.8	5.0	5.1	4.1	5.8	5.1	3.7	6.3	6.5	4.7
<b>06.263</b>	<b>All diagnostic services: At the next clinic visit following the report of a clinically significant abnormal diagnostic test, was the result adequately managed?</b>																
Score	92%	67%	100%	88%	100%	100%	100%	100%	100%	100%	82%	90%	100%	88%	70%	100%	100%
Points Possible	12	12	12	12	12	12	12	12	12	12	12	12	12	12	12	12	12
Points Received	11.0	8.0	12.0	10.5	12.0	12.0	12.0	12.0	12.0	12.0	9.8	10.8	12.0	10.5	8.4	12.0	12.0
<b>09.069</b>	<b>Did medical staff promptly order extra daily nutritional supplements and food for the inmate?</b>																
Score						100%			100%								
Points Possible						5			5								
Points Received						5.0			5.0								
<b>09.072</b>	<b>Is the problems/risks identified section of the prenatal flow record (e.g. Briggs Form 5703N or Hollister 5703) consistent with the prenatal screens and the maternal physical examination?</b>																
Score						100%			100%								
Points Possible						7			7								
Points Received						7.0			7.0								
<b>09.223</b>	<b>Were the results of the inmate's specified prenatal screening tests documented on the prenatal flow record?</b>																
Score						100%			58%								
Points Possible						5			5								
Points Received						5.0			2.9								
<b>11.100</b>	<b>Was the hunger strike participant offered physician/primary care provider services as required by policy?</b>																
Score		100%		60%		100%	100%		80%	100%	80%		0%		100%	100%	100%
Points Possible		7		7		7	7		7	7	7		7		7	7	7
Points Received		7.0		4.2		7.0	7.0		5.6	7.0	5.6		0.0		7.0	7.0	7.0
<b>21.250</b>	<b>Upon the inmate's return from the community hospital, was the inmate placed in housing appropriate for his or her clinical status?</b>																
Score	95%	100%	100%	100%	100%	100%	100%	100%	88%	95%	100%	95%	100%	95%	100%	100%	100%
Points Possible	4	4	4	4	4	4	4	4	4	4	4	4	4	4	4	4	4
Points Received	3.8	4.0	4.0	4.0	4.0	4.0	4.0	4.0	3.5	3.8	4.0	3.8	4.0	3.8	4.0	4.0	4.0
<b>21.276</b>	<b>While the patient was in the TTA, did the provider render adequate and timely clinical care and adequately document that care?</b>																
Score	86%	81%	90%	56%	71%	90%	76%	88%	72%	79%	79%	83%	94%	76%	68%	95%	92%
Points Possible	19	19	19	19	19	19	19	19	19	19	19	19	19	19	19	19	19
Points Received	16.3	15.4	17.1	10.7	13.4	17.1	14.5	16.8	13.7	15.0	15.0	15.8	17.9	14.5	13.0	18.1	17.4
Total Points Possible	157	164	157	164	165	136	183	174	136	164	164	157	164	157	183	136	136
Total Points Received	134.3	138.2	134.1	135.8	147.4	109.9	165.6	147.6	104.5	147.3	141.9	124.6	139.1	127.0	163.1	129.9	120.4
Total Score	85.5%	84.3%	85.4%	82.8%	89.3%	80.8%	90.5%	84.8%	76.8%	89.8%	86.5%	79.4%	84.8%	80.9%	89.1%	95.5%	88.5%



**APPENDIX C-3**  
**Primary Care Provider Responsibilities, Cycle 3**  
**Page 6 of 6**

<b>Primary Care Provider Responsibilities</b>																		
Category Definition: Assesses how well																		
Reference Number	ISP	KVSP	LAC	MCSP	NKSP	PBSP	PVSP	RJD	SAC	SATF	SCC	SOL	SQ	SVSP	VSPW	WSP	Average Score	
<b>06.191</b>	<b>All diagnostic services:</b>																	
Score	71%	93%	79%	73%	61%	80%	57%	100%	67%	54%	79%	86%	73%	69%	73%	59%	72%	
Points Possible	7	7	7	7	7	7	7	7	7	7	7	7	7	7	7	7	7	
Points Received	5.0	6.5	5.5	5.1	4.3	5.6	4.0	7.0	4.7	3.8	5.5	6.0	5.1	4.8	5.1	4.1	5.1	
<b>06.263</b>	<b>All diagnostic services: At the next clinic visit following the report of a clinically significant abnormal diagnostic test, was the result adequately managed?</b>																	
Score	100%	100%	92%	93%	100%	62%	100%	93%	75%	100%	100%	100%	100%	100%	100%	100%	94%	
Points Possible	12	12	12	12	12	12	12	12	12	12	12	12	12	12	12	12	12	
Points Received	12.0	12.0	11.0	11.1	12.0	7.4	12.0	11.1	9.0	12.0	12.0	12.0	12.0	12.0	12.0	12.0	11.2	
<b>09.069</b>	<b>Did medical staff promptly order extra daily nutritional supplements and food for the inmate?</b>																	
Score																100%	100%	
Points Possible																5	5	
Points Received																5.0	5.0	
<b>09.072</b>	<b>Is the problems/risks identified section of the</b>																	
Score																83%	94%	
Points Possible																7	7	
Points Received																5.8	6.6	
<b>09.223</b>	<b>Were the results of the inmate's specified prenatal screening tests documented on the prenatal flow record?</b>																	
Score																66%	75%	
Points Possible																5	5	
Points Received																3.3	3.7	
<b>11.100</b>	<b>Was the hunger strike participant offered physician/primary care provider services as required by policy?</b>																	
Score		20%	100%				76%	80%	100%	80%		33%	80%	100%		100%	80%	
Points Possible		7	7				7	7	7	7		7	7	7		7	7	
Points Received		1.4	7.0				5.3	5.6	7.0	5.6		2.3	5.6	7.0		7.0	5.6	
<b>21.250</b>	<b>Upon the inmate's return from the community hospital, was the inmate placed in housing appropriate for his or her clinical status?</b>																	
Score	100%	100%	95%	93%	95%	100%	100%	95%	100%	100%	100%	95%	93%	100%	100%	100%	98%	
Points Possible	4	4	4	4	4	4	4	4	4	4	4	4	4	4	4	4	4	
Points Received	4.0	4.0	3.8	3.7	3.8	4.0	4.0	3.8	4.0	4.0	4.0	3.8	3.7	4.0	4.0	4.0	3.9	
<b>21.276</b>	<b>While the patient was in the TTA, did the provider render adequate and timely clinical care and adequately document that care?</b>																	
Score	56%	72%	82%	65%	58%	82%	67%	74%	43%	67%	69%	94%	100%	93%	75%	100%	78%	
Points Possible	19	19	19	19	19	19	19	19	19	19	19	19	19	19	19	19	19	
Points Received	10.6	13.6	15.6	12.4	11.1	15.5	12.7	14.0	8.1	12.7	13.1	17.8	19.0	17.7	14.3	19.0	14.8	
Total Points Possible	157	136	136	129	148	129	136	155	164	136	157	136	167	136	174	155	5048	
Total Points Received	134.8	102.4	128.2	112.2	116.4	106.4	116.5	139.8	128.1	112.2	143.6	119.3	152.8	119.9	159.0	131.5	4333.8	
Total Score	85.9%	75.3%	94.3%	87.0%	78.6%	82.5%	85.7%	90.2%	78.1%	82.5%	91.5%	87.7%	91.5%	88.2%	91.4%	84.8%	85.9%	

**APPENDIX C-4**  
**C-4 Continuity of Care, Cycle 3**  
**Page 1 of 4**

<b>Continuity of Care</b>																	
Category Definition: Evaluates whether or not inmates continue to receive prescribed medical care when they move within a prison, move between prisons, or return to prison from receiving specialty services or from being hospitalized.																	
Reference Number	ASP	CAL	CCC	CCI	CCWF	CEN	CIM	CIW	CMC	CMF	COR	CRC	CTF	CVSP	DVI	FSP	HDSP
<b>02.007</b>	<b>Non-reception center: Does the health care transfer information form indicate that it was reviewed and signed by licensed health care staff within one (1) calendar day of the inmate's arrival at the institution?</b>																
Score	100%	66%	100%	90%	96%	76%	90%	90%	100%	80%	96%	100%	94%	96%	80%	100%	96%
Points Possible	7	7	7	7	7	7	7	7	7	7	7	7	7	7	7	7	7
Points Received	7.0	4.6	7.0	6.3	6.7	5.3	6.3	6.3	7.0	5.6	6.7	7.0	6.6	6.7	5.6	7.0	6.7
<b>02.014</b>	<b>Non-reception center: If the inmate was scheduled for a specialty appointment at the sending institution, did the receiving institution schedule the appointment within 30 days of the original appointment date?</b>																
Score						100%				50%							
Points Possible						7				7							
Points Received						7.0				3.5							
<b>02.111</b>	<b>Non-reception center: Did the inmate receive medical accommodations upon arrival, if applicable?</b>																
Score	100%	100%			100%		100%	100%	100%	100%	50%	67%	100%				
Points Possible	6	6			6		6	6	6	6	6	6	6				
Points Received	6.0	6.0			6.0		6.0	6.0	6.0	6.0	3.0	4.0	6.0				
<b>02.128</b>	<b>If the inmate had an existing medication order upon arrival at the institution, did the inmate receive the medications within specified timeframes, or did a physician document why the medications were not to be continued?</b>																
Score	90%	84%	100%	100%	91%	100%	90%	93%	73%	45%	84%	91%	66%	66%	64%	80%	34%
Points Possible	8	8	8	8	8	8	8	8	8	8	8	8	8	8	8	8	8
Points Received	7.2	6.7	8.0	8.0	7.3	8.0	7.2	7.4	5.8	3.6	6.7	7.3	5.3	5.3	5.1	6.4	2.7
<b>04.051</b>	<b>Did the primary care provider (PCP) evaluate the inmate within one (1) calendar day after placement?</b>																
Score	100%	100%	80%	100%			100%	100%		92%	80%	88%	80%	80%	80%		
Points Possible	5	5	5	5			5	5		5	5	5	5	5	5		
Points Received	5.0	5.0	4.0	5.0			5.0	5.0		4.6	4.0	4.4	4.0	4.0	4.0		
<b>04.052</b>	<b>Did the RN complete an initial assessment of the inmate on the day of placement?</b>																
Score	100%	100%	90%	100%			100%	100%		76%	100%	100%	100%	100%	90%		
Points Possible	5	5	5	5			5	5		5	5	5	5	5	5		
Points Received	5.0	5.0	4.5	5.0			5.0	5.0		3.8	5.0	5.0	5.0	5.0	4.5		
<b>05.108</b>	<b>Did Receiving and Release have the inmate's UHR and transfer envelope?</b>																
Score	100%	100%	100%	100%	100%	100%	100%	100%	100%		100%	100%	100%	100%	100%	100%	100%
Points Possible	7	7	7	7	7	7	7	7	7		7	7	7	7	7	7	7
Points Received	7.0	7.0	7.0	7.0	7.0	7.0	7.0	7.0	7.0		7.0	7.0	7.0	7.0	7.0	7.0	7.0
<b>05.109</b>	<b>If the inmate was scheduled for any upcoming specialty services, were the services noted on Form 7371 (Health Care Transfer Information)?</b>																
Score																	
Points Possible																	
Points Received																	
<b>05.110</b>	<b>Do all appropriate forms in the transfer envelope identify all medications ordered by the physician; and, are the medications in the transfer envelope?</b>																
Score	100%	100%	100%	100%			100%	100%	100%		100%	100%	100%	100%	100%		100%
Points Possible	8	8	8	8			8	8	8		8	8	8	8	8		8
Points Received	8.0	8.0	8.0	8.0			8.0	8.0	8.0		8.0	8.0	8.0	8.0	8.0		8.0

**APPENDIX C-4**  
**Continuity of Care, Cycle 3**  
**Page 2 of 4**

<b>Continuity of Care</b>																						
Category Definition: Evaluates whether or not inmates continue to receive prescribed medical care when they move within a prison, move between prisons, or return to prison from receiving specialty services or from being hospitalized.																						
Reference Number	ISP	KVSP	LAC	MCSP	NKSP	PBSP	PVSP	RJD	SAC	SATF	SCC	SOL	SQ	SVSP	VSPW	WSP	Average Score					
<b>02.007</b>	<b>Non-reception center: Does the health care transfer information form indicate that it was reviewed and signed by licensed health care staff within one (1) calendar day of the inmate's arrival at the institution?</b>																					
Score	100%	96%	84%	100%	50%	100%	94%	96%	96%	100%	100%	100%	96%	90%	90%	70%	91%					
Points Possible	7	7	7	7	7	7	7	7	7	7	7	7	7	7	7	7	7					
Points Received	7.0	6.7	5.9	7.0	3.5	7.0	6.6	6.7	6.7	7.0	7.0	7.0	6.7	6.3	6.3	4.9	6.4					
<b>02.014</b>	<b>Non-reception center: If the inmate was scheduled for a specialty appointment at the sending institution, did the receiving institution schedule the appointment within 30 days of the original appointment date?</b>																					
Score																	67%	72%				
Points Possible																	7	7				
Points Received																	4.7	5.1				
<b>02.111</b>	<b>Non-reception center: Did the inmate receive medical accommodations upon arrival, if applicable?</b>																					
Score	100%	100%			0%			100%	75%	100%		50%	100%	67%	100%		85%					
Points Possible	6	6			6			6	6	6	6	6	6	6	6		6					
Points Received	6.0	6.0			0.0			6.0	4.5	6.0		3.0	6.0	4.0	6.0		5.1					
<b>02.128</b>	<b>If the inmate had an existing medication order upon arrival at the institution, did the inmate receive the medications within specified timeframes, or did a physician document why the medications were not to be continued?</b>																					
Score	80%	66%	69%	89%	73%	100%	88%	71%	64%	84%	100%	100%	64%	78%	86%	81%	80%					
Points Possible	8	8	8	8	8	8	8	8	8	8	8	8	8	8	8	8	8					
Points Received	6.4	5.3	5.5	7.1	5.8	8.0	7.0	5.7	5.1	6.7	8.0	8.0	5.1	6.2	6.9	6.5	6.4					
<b>04.051</b>	<b>Did the primary care provider (PCP) evaluate the inmate within one (1) calendar day after placement?</b>																					
Score	100%																	100%	90%	90%	100%	92%
Points Possible	5																	5	5	5	5	5
Points Received	5.0																	5.0	4.5	4.5	5.0	4.6
<b>04.052</b>	<b>Did the RN complete an initial assessment of the inmate on the day of placement?</b>																					
Score	100%																	100%	100%	100%	100%	97%
Points Possible	5																	5	5	5	5	5
Points Received	5.0																	5.0	5.0	5.0	5.0	4.9
<b>05.108</b>	<b>Did Receiving and Release have the inmate's UHR and transfer envelope?</b>																					
Score	100%	100%	100%	100%	100%	100%	100%	100%	100%	100%	100%	100%	100%	100%	100%	100%	100%					
Points Possible	7	7	7	7	7	7	7	7	7	7	7	7	7	7	7	7	7					
Points Received	7.0	7.0	7.0	7.0	7.0	7.0	7.0	7.0	7.0	7.0	7.0	7.0	7.0	7.0	7.0	7.0	7.0					
<b>05.109</b>	<b>If the inmate was scheduled for any upcoming specialty services, were the services noted on Form 7371 (Health Care Transfer Information)?</b>																					
Score	100%																		100%	100%	100%	
Points Possible	8																		8	8	8	
Points Received	8.0																		8.0	8.0	8.0	
<b>05.110</b>	<b>Do all appropriate forms in the transfer envelope identify all medications ordered by the physician; and, are the medications in the transfer envelope?</b>																					
Score	100%	100%	100%	100%	100%	100%	100%			100%	100%	80%	100%	100%	100%	100%	99%					
Points Possible	8	8	8	8	8	8	8			8	8	8	8	8	8	8	8					
Points Received	8.0	8.0	8.0	8.0	8.0	8.0	8.0			8.0	8.0	6.4	8.0	8.0	8.0	8.0	7.9					

**APPENDIX C-4**  
**Continuity of Care, Cycle 3**  
**Page 3 of 4**

<b>Continuity of Care</b>																		
Category Definition: Evaluates whether or not inmates continue to receive prescribed medical care when they move within a prison, move between prisons, or return to prison from receiving specialty services or from being hospitalized.																		
Reference Number	ASP	CAL	CCC	CCI	CCWF	CEN	CIM	CIW	CMC	CMF	COR	CRC	CTF	CVSP	DVI	FSP	HDSP	
<b>05.171</b>	<b>Did an RN accurately complete all applicable sections of Form 7371 (Health Care Transfer Information) based on the inmate's UHR?</b>																	
Score	100%	100%	100%	80%	80%	100%	80%	100%	100%		100%	100%	80%	80%	80%	60%	40%	
Points Possible	7	7	7	7	7	7	7	7	7		7	7	7	7	7	7	7	
Points Received	7.0	7.0	7.0	5.6	5.6	7.0	5.6	7.0	7.0		7.0	7.0	5.6	5.6	5.6	4.2	2.8	
<b>05.172</b>	<b>Did the Health Records Department maintain a copy of the inmate's Form 7371 (Health Care Transfer Information) and Form 7231A (Outpatient Medication Administration Record) when the inmate transferred?</b>																	
Score	80%	100%	100%	100%	100%	100%	100%	100%	100%		100%	100%	100%	100%	100%	100%	100%	
Points Possible	8	8	8	8	8	8	8	8	8		8	8	8	8	8	8	8	
Points Received	6.4	8.0	8.0	8.0	8.0	8.0	8.0	8.0	8.0		8.0	8.0	8.0	8.0	8.0	8.0	8.0	
<b>07.043</b>	<b>Did the PCP review the specialist's report and see the inmate for a follow-up appointment within specified timelines following completion of the specialty service?</b>																	
Score	79%	100%	69%	67%	100%	88%	100%	86%	69%	31%	83%	64%	50%	92%	71%	94%	92%	
Points Possible	10	10	10	10	10	10	10	10	10	10	10	10	10	10	10	10	10	
Points Received	7.9	10.0	6.9	6.7	10.0	8.8	10.0	8.6	6.9	3.1	8.3	6.4	5.0	9.2	7.1	9.4	9.2	
<b>07.270</b>	<b>Did the specialty provider provide timely findings and recommendations or did an RN document that he or she called the specialty provider to ascertain the findings and recommendations?</b>																	
Score	100%	100%	100%	100%	100%	88%	100%	100%	100%	100%	100%	100%	100%	93%	100%	100%	100%	
Points Possible	6	6	6	6	6	6	6	6	6	6	6	6	6	6	6	6	6	
Points Received	6.0	6.0	6.0	6.0	6.0	5.3	6.0	6.0	6.0	6.0	6.0	6.0	6.0	5.6	6.0	6.0	6.0	
<b>14.033</b>	<b>Does the institution have an adequate process to ensure inmates who are moved to a new cell still receive their medical ducats?</b>																	
Score	100%	100%	100%	100%	100%	100%	100%	100%	100%	100%	100%	100%	100%	100%	100%	100%	100%	
Points Possible	4	4	4	4	4	4	4	4	4	4	4	4	4	4	4	4	4	
Points Received	4.0	4.0	4.0	4.0	4.0	4.0	4.0	4.0	4.0	4.0	4.0	4.0	4.0	4.0	4.0	4.0	4.0	
<b>21.248</b>	<b>Upon the inmate's discharge from the community hospital, did the Triage and Treatment Area (TTA) Registered Nurse document that he or she reviewed the inmate's discharge plan and complete a Face-to-Face assessment of the inmate?</b>																	
Score	100%	83%	100%	100%	97%	97%	100%	100%	95%	90%	100%	100%	97%	97%	100%	100%	100%	
Points Possible	6	6	6	6	6	6	6	6	6	6	6	6	6	6	6	6	6	
Points Received	6.0	5.0	6.0	6.0	5.8	5.8	6.0	6.0	5.7	5.4	6.0	6.0	5.8	5.8	6.0	6.0	6.0	
<b>21.249</b>	<b>Upon the inmate's discharge from the community hospital, did the inmate receive a follow-up appointment with his or her Primary Care Provider (PCP) within five (5) calendar days of discharge?</b>																	
Score	100%	79%	88%	100%	96%	81%	100%	95%	95%	100%	95%	88%	96%	96%	84%	96%	95%	
Points Possible	8	8	8	8	8	8	8	8	8	8	8	8	8	8	8	8	8	
Points Received	8.0	6.3	7.0	8.0	7.7	6.5	8.0	7.6	7.6	8.0	7.6	7.0	7.7	7.7	6.7	7.7	7.6	
<b>21.250</b>	<b>Upon the inmate's return from the community hospital, was the inmate placed in housing appropriate for his or her clinical status?</b>																	
Score	95%	100%	100%	100%	100%	100%	100%	100%	88%	95%	100%	95%	100%	95%	100%	100%	100%	
Points Possible	4	4	4	4	4	4	4	4	4	4	4	4	4	4	4	4	4	
Points Received	3.8	4.0	4.0	4.0	4.0	4.0	4.0	4.0	3.5	3.8	4.0	3.8	4.0	3.8	4.0	4.0	4.0	
<b>21.281</b>	<b>Upon the inmate's discharge from a community hospital, did the institution administer or deliver all prescribed medications to the inmate within specified timeframes?</b>																	
Score	100%	89%	90%	100%	100%	67%	100%	77%	84%	91%	100%	89%	100%	100%	93%	79%	93%	
Points Possible	7	7	7	7	7	7	7	7	7	7	7	7	7	7	7	7	7	
Points Received	7.0	6.2	6.3	7.0	7.0	4.7	7.0	5.4	5.9	6.4	7.0	6.2	7.0	7.0	6.5	5.5	6.5	
Total Points Possible	106	106	100	100	95	82	106	113	96	76	106	106	106	100	100	82	90	
Total Points Received	101.3	98.8	93.7	94.6	92.1	74.4	103.1	104.8	88.4	60.3	98.3	97.1	95.0	92.7	88.1	75.2	78.5	
Total Score	95.6%	93.2%	93.7%	94.6%	96.9%	90.7%	97.3%	92.7%	92.1%	79.3%	92.7%	91.6%	89.6%	92.7%	88.1%	91.7%	87.2%	

**APPENDIX C-4**  
**Continuity of Care, Cycle 3**  
**Page 4 of 4**

<b>Continuity of Care</b>																		
Category Definition: Evaluates whether or not inmates continue to receive prescribed medical care when they move within a prison, move between prisons, or return to prison from receiving specialty services or from being hospitalized.																		
Reference Number	ISP	KVSP	LAC	MCSP	NKSP	PBSP	PVSP	RJD	SAC	SATF	SCC	SOL	SQ	SVSP	VSPW	WSP	Average Score	
<b>05.171</b>	<b>Did an RN accurately complete all applicable sections of Form 7371 (Health Care Transfer Information) based on the inmate's UHR?</b>																	
Score	80%	60%	40%	80%	100%	100%	80%	40%	100%	60%	100%	80%	100%	100%	100%	100%	100%	84%
Points Possible	7	7	7	7	7	7	7	7	7	7	7	7	7	7	7	7	7	7
Points Received	5.6	4.2	2.8	5.6	7.0	7.0	5.6	2.8	7.0	4.2	7.0	5.6	7.0	7.0	7.0	7.0	7.0	5.9
<b>05.172</b>	<b>Did the Health Records Department maintain a copy of the inmate's Form 7371 (Health Care Transfer Information) and Form 7231A (Outpatient Medication Administration Record) when the inmate transferred?</b>																	
Score	100%	100%	100%	100%	100%	100%	100%	100%	100%	100%	100%	100%	100%	100%	100%	100%	100%	99%
Points Possible	8	8	8	8	8	8	8	8	8	8	8	8	8	8	8	8	8	8
Points Received	8.0	8.0	8.0	8.0	8.0	8.0	8.0	8.0	8.0	8.0	8.0	8.0	8.0	8.0	8.0	8.0	8.0	8.0
<b>07.043</b>	<b>Did the PCP review the specialist's report and see the inmate for a follow-up appointment within specified timelines following completion of the specialty service?</b>																	
Score	83%	62%	73%	93%	62%	50%	57%	77%	18%	60%	100%	77%	55%	87%	100%	79%	75%	
Points Possible	10	10	10	10	10	10	10	10	10	10	10	10	10	10	10	10	10	
Points Received	8.3	6.2	7.3	9.3	6.2	5.0	5.7	7.7	1.8	6.0	10.0	7.7	5.5	8.7	10.0	7.9	7.5	
<b>07.270</b>	<b>Did the specialty provider provide timely findings and recommendations or did an RN document that he or she called the specialty provider to ascertain the findings and recommendations?</b>																	
Score	93%	100%	100%	100%	88%	100%	100%	100%	92%	93%	100%	100%	100%	100%	93%	100%	98%	
Points Possible	6	6	6	6	6	6	6	6	6	6	6	6	6	6	6	6	6	
Points Received	5.6	6.0	6.0	6.0	5.3	6.0	6.0	6.0	5.5	5.6	6.0	6.0	6.0	6.0	5.6	6.0	5.9	
<b>14.033</b>	<b>Does the institution have an adequate process to ensure inmates who are moved to a new cell still receive their medical ducats?</b>																	
Score	100%	100%	100%	100%	100%	100%	100%	100%	100%	100%	100%	100%	100%	100%	100%	100%	100%	
Points Possible	4	4	4	4	4	4	4	4	4	4	4	4	4	4	4	4	4	
Points Received	4.0	4.0	4.0	4.0	4.0	4.0	4.0	4.0	4.0	4.0	4.0	4.0	4.0	4.0	4.0	4.0	4.0	
<b>21.248</b>	<b>Upon the inmate's discharge from the community hospital, did the Triage and Treatment Area (TTA) Registered Nurse document that he or she reviewed the inmate's discharge plan and complete a Face-to-Face assessment of the inmate?</b>																	
Score	97%	100%	92%	100%	95%	93%	100%	100%	100%	95%	100%	100%	97%	100%	100%	100%	98%	
Points Possible	6	6	6	6	6	6	6	6	6	6	6	6	6	6	6	6	6	
Points Received	5.8	6.0	5.5	6.0	5.7	5.6	6.0	6.0	6.0	5.7	6.0	6.0	5.8	6.0	6.0	6.0	5.9	
<b>21.249</b>	<b>Upon the inmate's discharge from the community hospital, did the inmate receive a follow-up appointment with his or her Primary Care Provider (PCP) within five (5) calendar days of discharge?</b>																	
Score	100%	86%	100%	100%	64%	23%	90%	91%	78%	60%	100%	86%	84%	95%	96%	86%	89%	
Points Possible	8	8	8	8	8	8	8	8	8	8	8	8	8	8	8	8	8	
Points Received	8.0	6.9	8.0	8.0	5.1	1.8	7.2	7.3	6.2	4.8	8.0	6.9	6.7	7.6	7.7	6.9	7.1	
<b>21.250</b>	<b>Upon the inmate's return from the community hospital, was the inmate placed in housing appropriate for his or her clinical status?</b>																	
Score	100%	100%	95%	93%	95%	100%	100%	95%	100%	100%	100%	95%	93%	100%	100%	100%	98%	
Points Possible	4	4	4	4	4	4	4	4	4	4	4	4	4	4	4	4	4	
Points Received	4.0	4.0	3.8	3.7	3.8	4.0	4.0	3.8	4.0	4.0	4.0	3.8	3.7	4.0	4.0	4.0	3.9	
<b>21.281</b>	<b>Upon the inmate's discharge from a community hospital, did the institution administer or deliver all prescribed medications to the inmate within specified timeframes?</b>																	
Score	93%	80%	100%	100%	60%	100%	100%	67%	76%	100%	100%	70%	83%	100%	91%	100%	90%	
Points Possible	7	7	7	7	7	7	7	7	7	7	7	7	7	7	7	7	7	
Points Received	6.5	5.6	7.0	7.0	4.2	7.0	7.0	4.7	5.3	7.0	7.0	4.9	5.8	7.0	6.4	7.0	6.3	
Total Points Possible	106	98	96	90	90	96	88	104	108	96	98	103	98	90	106	90	3227	
Total Points Received	100.2	85.9	84.8	86.7	73.6	78.4	80.1	90.2	92.6	84.0	94.5	92.0	84.8	85.8	102.9	83.2	2936.1	
Total Score	94.5%	87.7%	88.3%	96.3%	81.8%	81.7%	91.0%	86.7%	85.7%	87.5%	96.4%	89.3%	86.5%	95.3%	97.1%	92.4%	91.0%	

**APPENDIX C-5**  
**C-5 Nurse Responsibilities, Cycle 3**  
**Page 1 of 4**

<b>Nurse Responsibilities</b>																	
Category Definition: Evaluates how well the prisons' registered nurses and licensed vocational nurses perform their duties and whether processes related to providing nursing care are consistent with policy.																	
Reference Number	ASP	CAL	CCC	CCI	CCWF	CEN	CIM	CIW	CMC	CMF	COR	CRC	CTF	CVSP	DVI	FSP	HDSP
<b>01.024</b>	<b>RN FTF Documentation: Did the inmate's request for health care get reviewed the same day it was received?</b>																
Score	100%	97%	100%	100%	100%	93%	88%	100%	98%	93%	85%	100%	92%	100%	95%	92%	97%
Points Possible	6	6	6	6	6	6	6	6	6	6	6	6	6	6	6	6	6
Points Received	6.0	5.8	6.0	6.0	6.0	5.6	5.3	6.0	5.9	5.6	5.1	6.0	5.5	6.0	5.7	5.5	5.8
<b>01.157</b>	<b>RN FTF Documentation: Did the RN's subjective note address the nature and history of the inmate's clinically significant complaint(s)?</b>																
Score	100%	100%	100%	93%	100%	100%	100%	87%	88%	80%	95%	85%	95%	97%	75%	75%	90%
Points Possible	6	6	6	6	6	6	6	6	6	6	6	6	6	6	6	6	6
Points Received	6.0	6.0	6.0	5.6	6.0	6.0	6.0	5.2	5.3	4.8	5.7	5.1	5.7	5.8	4.5	4.5	5.4
<b>01.158</b>	<b>RN FTF Documentation: For the clinically significant complaints, did the RN's assessment provide appropriate conclusions based on subjective and objective data?</b>																
Score	92%	78%	88%	86%	96%	82%	76%	94%	88%	80%	92%	50%	82%	100%	100%	98%	74%
Points Possible	5	5	5	5	5	5	5	5	5	5	5	5	5	5	5	5	5
Points Received	4.6	3.9	4.4	4.3	4.8	4.1	3.8	4.7	4.4	4.0	4.6	2.5	4.1	5.0	5.0	4.9	3.7
<b>01.159</b>	<b>RN FTF Documentation: Did the RN's objective note include vital signs, a focused physical examination, and did it adequately address the clinically significant problems noted in the subjective note?</b>																
Score	100%	88%	96%	76%	96%	94%	88%	76%	78%	66%	86%	76%	86%	90%	70%	82%	86%
Points Possible	5	5	5	5	5	5	5	5	5	5	5	5	5	5	5	5	5
Points Received	5.0	4.4	4.8	3.8	4.8	4.7	4.4	3.8	3.9	3.3	4.3	3.8	4.3	4.5	3.5	4.1	4.3
<b>01.162</b>	<b>RN FTF Documentation: Did the RN's plan include an adequate strategy to address the clinically significant problems identified during the FTF triage?</b>																
Score	100%	97%	100%	100%	100%	100%	100%	100%	98%	93%	100%	90%	100%	100%	95%	97%	97%
Points Possible	6	6	6	6	6	6	6	6	6	6	6	6	6	6	6	6	6
Points Received	6.0	5.8	6.0	6.0	6.0	6.0	6.0	6.0	5.9	5.6	6.0	5.4	6.0	6.0	5.7	5.8	5.8
<b>01.163</b>	<b>RN FTF Documentation: Did the RN's education/instruction adequately address the clinically significant problems identified during the FTF triage?</b>																
Score	100%	100%	100%	93%	100%	100%	100%	100%	95%	98%	98%	100%	100%	100%	100%	100%	98%
Points Possible	4	4	4	4	4	4	4	4	4	4	4	4	4	4	4	4	4
Points Received	4.0	4.0	4.0	3.7	4.0	4.0	4.0	4.0	3.8	3.9	3.9	4.0	4.0	4.0	4.0	4.0	3.9
<b>01.244</b>	<b>RN FTF Documentation: Did the RN's objective note include allergies, weight, current medication, and where appropriate, medication compliance?</b>																
Score	93%	83%	93%	80%	97%	87%	87%	97%	70%	73%	83%	97%	90%	100%	90%	93%	67%
Points Possible	3	3	3	3	3	3	3	3	3	3	3	3	3	3	3	3	3
Points Received	2.8	2.5	2.8	2.4	2.9	2.6	2.6	2.9	2.1	2.2	2.5	2.9	2.7	3.0	2.7	2.8	2.0
<b>01.246</b>	<b>Did documentation indicate that the RN reviewed all of the inmate's clinically significant complaints listed on Form 7362 (Health Care Services Request Form)?</b>																
Score	100%	100%	100%	100%	100%	100%	95%	100%	100%	98%	98%	100%	98%	100%	100%	100%	98%
Points Possible	4	4	4	4	4	4	4	4	4	4	4	4	4	4	4	4	4
Points Received	4.0	4.0	4.0	4.0	4.0	4.0	3.8	4.0	4.0	3.9	3.9	4.0	3.9	4.0	4.0	4.0	3.9
<b>02.015</b>	<b>Was a review of symptoms completed if the inmate's tuberculin test was positive, and were the results reviewed by the infection control nurse or the public health nurse?</b>																
Score	100%																
Points Possible	7																
Points Received	7.0																

**APPENDIX C-5**  
**Nurse Responsibilities, Cycle 3**  
**Page 2 of 4**

<b>Nurse Responsibilities</b>																		
Category Definition: Evaluates how well the prisons' registered nurses and licensed vocational nurses perform their duties and whether processes related to providing nursing care are consistent with policy.																		
Reference Number	ISP	KVSP	LAC	MCSP	NKSP	PBSP	PVSP	RJD	SAC	SATF	SCC	SOL	SQ	SVSP	VSPW	WSP	Average Score	
<b>01.024</b>	<b>RN FTF Documentation: Did the inmate's request for health care get reviewed the same day it was received?</b>																	
Score	100%	88%	100%	100%	97%	55%	100%	100%	100%	100%	100%	97%	100%	100%	100%	97%	96%	
Points Possible	6	6	6	6	6	6	6	6	6	6	6	6	6	6	6	6	6	
Points Received	6.0	5.3	6.0	6.0	5.8	3.3	6.0	6.0	6.0	6.0	6.0	5.8	6.0	6.0	6.0	5.8	5.8	
<b>01.157</b>	<b>RN FTF Documentation: Did the RN's subjective note address the nature and history of the inmate's clinically significant complaint(s)?</b>																	
Score	97%	83%	77%	97%	83%	95%	73%	70%	100%	93%	90%	88%	77%	97%	92%	100%	90%	
Points Possible	6	6	6	6	6	6	6	6	6	6	6	6	6	6	6	6	6	
Points Received	5.8	5.0	4.6	5.8	5.0	5.7	4.4	4.2	6.0	5.6	5.4	5.3	4.6	5.8	5.5	6.0	5.4	
<b>01.158</b>	<b>RN FTF Documentation: For the clinically significant complaints, did the RN's assessment provide appropriate conclusions based on subjective and objective data?</b>																	
Score	84%	92%	74%	92%	84%	84%	66%	86%	80%	80%	80%	68%	72%	84%	100%	98%	84%	
Points Possible	5	5	5	5	5	5	5	5	5	5	5	5	5	5	5	5	5	
Points Received	4.2	4.6	3.7	4.6	4.2	4.2	3.3	4.3	4.0	4.0	4.0	3.4	3.6	4.2	5.0	4.9	4.2	
<b>01.159</b>	<b>RN FTF Documentation: Did the RN's objective note include vital signs, a focused physical examination, and did it adequately address the clinically significant problems noted in the subjective note?</b>																	
Score	90%	72%	72%	92%	76%	100%	64%	66%	92%	96%	90%	88%	82%	84%	88%	92%	84%	
Points Possible	5	5	5	5	5	5	5	5	5	5	5	5	5	5	5	5	5	
Points Received	4.5	3.6	3.6	4.6	3.8	5.0	3.2	3.3	4.6	4.8	4.5	4.4	4.1	4.2	4.4	4.6	4.2	
<b>01.162</b>	<b>RN FTF Documentation: Did the RN's plan include an adequate strategy to address the clinically significant problems identified during the FTF triage?</b>																	
Score	100%	95%	95%	100%	93%	100%	93%	90%	92%	98%	100%	100%	95%	100%	100%	100%	98%	
Points Possible	6	6	6	6	6	6	6	6	6	6	6	6	6	6	6	6	6	
Points Received	6.0	5.7	5.7	6.0	5.6	6.0	5.6	5.4	5.5	5.9	6.0	6.0	5.7	6.0	6.0	6.0	5.9	
<b>01.163</b>	<b>RN FTF Documentation: Did the RN's education/instruction adequately address the clinically significant problems identified during the FTF triage?</b>																	
Score	100%	98%	98%	100%	100%	100%	90%	98%	95%	100%	100%	95%	98%	100%	100%	100%	98%	
Points Possible	4	4	4	4	4	4	4	4	4	4	4	4	4	4	4	4	4	
Points Received	4.0	3.9	3.9	4.0	4.0	4.0	3.6	3.9	3.8	4.0	4.0	3.8	3.9	4.0	4.0	4.0	3.9	
<b>01.244</b>	<b>RN FTF Documentation: Did the RN's objective note include allergies, weight, current medication, and where appropriate, medication compliance?</b>																	
Score	87%	73%	90%	97%	90%	90%	53%	90%	87%	73%	100%	83%	93%	77%	83%	93%	86%	
Points Possible	3	3	3	3	3	3	3	3	3	3	3	3	3	3	3	3	3	
Points Received	2.6	2.2	2.7	2.9	2.7	2.7	1.6	2.7	2.6	2.2	3.0	2.5	2.8	2.3	2.5	2.8	2.6	
<b>01.246</b>	<b>Did documentation indicate that the RN reviewed all of the inmate's clinically significant complaints listed on Form 7362 (Health Care Services Request Form)?</b>																	
Score	90%	98%	98%	100%	93%	100%	93%	100%	95%	95%	100%	95%	98%	100%	95%	98%	98%	
Points Possible	4	4	4	4	4	4	4	4	4	4	4	4	4	4	4	4	4	
Points Received	3.6	3.9	3.9	4.0	3.7	4.0	3.7	4.0	3.8	3.8	4.0	3.8	3.9	4.0	3.8	3.9	3.9	
<b>02.015</b>	<b>Was a review of symptoms completed if the inmate's tuberculin test was positive, and were the results reviewed by the infection control nurse or the public health nurse?</b>																	
Score																		0%
Points Possible																		7
Points Received																		0.0

**APPENDIX C-5**  
**Nurse Responsibilities, Cycle 3**  
**Page 3 of 4**

<b>Nurse Responsibilities</b>																		
Category Definition: Evaluates how well the prisons' registered nurses and licensed vocational nurses perform their duties and whether processes related to providing nursing care are consistent with policy.																		
Reference Number		ASP	CAL	CCC	CCI	CCWF	CEN	CIM	CIW	CMC	CMF	COR	CRC	CTF	CVSP	DVI	FSP	HDSP
02.020	Did the LVN/RN adequately document the tuberculin test and timely reading of the test results; or, if the inmate did not have a TB test because of a previous positive TB test, was a review of signs and symptoms completed?																	
	Score	100%	95%	100%	88%	100%	85%	97%	100%	95%	80%	95%	100%	100%	100%	100%	100%	100%
	Points Possible	6	6	6	6	6	6	6	6	6	6	6	6	6	6	6	6	6
	Points Received	6.0	5.7	6.0	5.3	6.0	5.1	5.8	6.0	5.7	4.8	5.7	6.0	6.0	6.0	6.0	6.0	6.0
05.109	If the inmate was scheduled for any upcoming specialty services, were the services noted on Form 7371 (Health Care Transfer Information)?																	
	Score																	
	Points Possible																	
	Points Received																	
05.110	Do all appropriate forms in the transfer envelope identify all medications ordered by the physician; and, are the medications in the transfer envelope?																	
	Score	100%	100%	100%	100%			100%	100%	100%		100%	100%	100%	100%	100%		100%
	Points Possible	8	8	8	8			8	8	8		8	8	8	8	8		8
	Points Received	8.0	8.0	8.0	8.0			8.0	8.0	8.0		8.0	8.0	8.0	8.0	8.0		8.0
05.171	Did an RN accurately complete all applicable sections of Form 7371 (Health Care Transfer Information) based on the inmate's UHR?																	
	Score	100%	100%	100%	80%	80%	100%	80%	100%	100%		100%	100%	80%	80%	80%	60%	40%
	Points Possible	7	7	7	7	7	7	7	7	7		7	7	7	7	7	7	7
	Points Received	7.0	7.0	7.0	5.6	5.6	7.0	5.6	7.0	7.0		7.0	7.0	5.6	5.6	5.6	4.2	2.8
08.185	Did the medical emergency responder use proper equipment to address the emergency and was adequate medical care provided within the scope of their license?																	
	Score	100%	20%	60%	80%	100%	80%	100%	60%	100%	60%	40%	100%	100%	80%	80%	80%	80%
	Points Possible	9	9	9	9	9	9	9	9	9	9	9	9	9	9	9	9	9
	Points Received	9.0	1.8	5.4	7.2	9.0	7.2	9.0	5.4	9.0	5.4	3.6	9.0	9.0	7.2	7.2	7.2	7.2
09.224	Was the inmate's weight and blood pressure documented at each clinic visit?																	
	Score						100%											
	Points Possible						6											
	Points Received						6.0											
11.097	Was the inmate offered initial baseline services for the hunger strike in accordance with policy requirements?																	
	Score		100%		60%		100%	100%		100%	100%	100%		100%		100%	100%	100%
	Points Possible		6		6		6	6		6	6	6		6		6	6	6
	Points Received		6.0		3.6		6.0	6.0		6.0	6.0	6.0		6.0		6.0	6.0	6.0
14.131	Do medication nurses understand that the licensed staff member who prepares the medication must also administer it on the same day it is prepared?																	
	Score	100%	100%	100%	100%	100%	100%	100%	100%	100%	0%	100%	100%	100%	100%	100%	100%	100%
	Points Possible	4	4	4	4	4	4	4	4	4	4	4	4	4	4	4	4	4
	Points Received	4.0	4.0	4.0	4.0	4.0	4.0	4.0	4.0	4.0	0.0	4.0	4.0	4.0	4.0	4.0	4.0	4.0
21.248	Upon the inmate's discharge from the community hospital, did the Triage and Treatment Area (TTA) Registered Nurse document that he or she reviewed the inmate's discharge plan and complete a Face-to-Face assessment of the inmate?																	
		100%	83%	100%	100%	97%	97%	100%	100%	95%	90%	100%	100%	97%	97%	100%	100%	100%
		6	6	6	6	6	6	6	6	6	6	6	6	6	6	6	6	6
		6.0	5.0	6.0	6.0	5.8	5.8	6.0	6.0	5.7	5.4	6.0	6.0	5.8	5.8	6.0	6.0	6.0
	Total Points Possible	87	93	87	93	85	85	100	93	93	78	93	87	93	87	93	85	93
	Total Points Received	86.4	81.2	82.4	78.2	82.9	78.3	94.6	86.6	88.7	62.9	84.3	81.7	86.6	81.4	83.4	76.6	78.8
	Total Score	99.3%	87.3%	94.7%	84.1%	97.5%	92.1%	94.6%	93.1%	95.4%	80.6%	90.6%	93.9%	93.1%	93.6%	89.7%	90.1%	84.7%



**APPENDIX C-5**  
**Nurse Responsibilities, Cycle 3**  
**Page 4 of 4**

<b>Nurse Responsibilities</b>																		
Category Definition: Evaluates how well the prisons' registered nurses and licensed vocational nurses perform their duties and whether processes related to providing nursing care are consistent with policy.																		
Reference Number	ISP	KVSP	LAC	MCSP	NKSP	PBSP	PVSP	RJD	SAC	SATF	SCC	SOL	SQ	SVSP	VSPW	WSP	Average Score	
<b>02.020</b>	<b>Did the LVN/RN adequately document the tuberculin test and timely reading of the test results; or, if the inmate did not have a TB test because of a previous positive TB test, was a review of signs and symptoms completed?</b>																	
Score	100%	90%	100%	90%	97%	93%	70%	100%	95%	88%	100%	100%	97%	100%	95%	90%	95%	
Points Possible	6	6	6	6	6	6	6	6	6	6	6	6	6	6	6	6	6	
Points Received	6.0	5.4	6.0	5.4	5.8	5.6	4.2	6.0	5.7	5.3	6.0	6.0	5.8	6.0	5.7	5.4	5.7	
<b>05.109</b>	<b>If the inmate was scheduled for any upcoming specialty services, were the services noted on Form 7371 (Health Care Transfer Information)?</b>																	
Score		100%						100%	100%								100%	
Points Possible		8						8	8								8	
Points Received		8.0						8.0	8.0								8.0	
<b>05.110</b>	<b>Do all appropriate forms in the transfer envelope identify all medications ordered by the physician; and, are the medications in the transfer envelope?</b>																	
Score	100%	100%	100%	100%	100%	100%		100%	100%	100%		80%		100%	100%	100%	99%	
Points Possible	8	8	8	8	8	8		8	8	8		8		8	8	8	8	
Points Received	8.0	8.0	8.0	8.0	8.0	8.0		8.0	8.0	8.0		6.4		8.0	8.0	8.0	7.9	
<b>05.171</b>	<b>Did an RN accurately complete all applicable sections of Form 7371 (Health Care Transfer Information) based on the inmate's UHR?</b>																	
Score	80%	60%	40%	80%	100%	100%	80%	40%	100%	60%	100%	80%	100%	100%	100%	100%	84%	
Points Possible	7	7	7	7	7	7	7	7	7	7	7	7	7	7	7	7	7	
Points Received	5.6	4.2	2.8	5.6	7.0	7.0	5.6	2.8	7.0	4.2	7.0	5.6	7.0	7.0	7.0	7.0	5.9	
<b>08.185</b>	<b>Did the medical emergency responder use proper equipment to address the emergency and was adequate medical care provided within the scope of their license?</b>																	
Score	76%	20%	80%	100%	80%	100%	60%	100%	0%	100%	100%	100%	100%	100%	80%	80%	79%	
Points Possible	9	9	9	9	9	9	9	9	9	9	9	9	9	9	9	9	9	
Points Received	6.8	1.8	7.2	9.0	7.2	9.0	5.4	9.0	0.0	9.0	9.0	9.0	9.0	9.0	7.2	7.2	7.1	
<b>09.224</b>	<b>Was the inmate's weight and blood pressure documented at each clinic visit?</b>																	
Score																	100%	
Points Possible																	6	
Points Received																	6.0	
<b>11.097</b>	<b>Was the inmate offered initial baseline services for the hunger strike in accordance with policy requirements?</b>																	
Score		80%	80%				100%	100%	80%	100%		100%	80%	100%		100%	94%	
Points Possible		6	6				6	6	6	6		6	6	6		6	6	
Points Received		4.8	4.8				6.0	6.0	4.8	6.0		6.0	4.8	6.0		6.0	5.7	
<b>14.131</b>	<b>Do medication nurses understand that the licensed staff member who prepares the medication must also administer it on the same day it is prepared?</b>																	
Score	100%	100%	100%	100%	100%	100%	100%	100%	100%	100%	100%	100%	100%	100%	100%	100%	97%	
Points Possible	4	4	4	4	4	4	4	4	4	4	4	4	4	4	4	4	4	
Points Received	4.0	4.0	4.0	4.0	4.0	4.0	4.0	4.0	4.0	4.0	4.0	4.0	4.0	4.0	4.0	4.0	3.9	
<b>21.248</b>	<b>Upon the inmate's discharge from the community hospital, did the Triage and Treatment Area (TTA) Registered Nurse document that he or she reviewed the inmate's discharge plan and complete a Face-to-Face assessment of the inmate?</b>																	
Score		97%	100%	92%	100%	95%	93%	100%	100%	95%	100%	100%	97%	100%	100%	100%	98%	
Points Possible		6	6	6	6	6	6	6	6	6	6	6	6	6	6	6	6	
Points Received		5.8	6.0	5.5	6.0	5.7	5.6	6.0	6.0	5.7	6.0	6.0	5.8	6.0	6.0	6.0	5.9	
Total Points Possible	87	101	93	87	87	87	85	101	101	93	79	93	77	93	93	93	2975	
Total Points Received	75.2	84.4	80.4	77.6	80.5	82.1	70.6	91.3	87.8	86.5	76.9	86.0	71.0	90.5	89.1	89.6	2714.5	
Total Score	86.4%	83.6%	86.5%	89.2%	92.5%	94.4%	83.1%	90.4%	86.9%	93.0%	97.3%	92.5%	92.2%	97.3%	95.8%	96.3%	91.2%	